

## STRONGER by DEGREES



# MEETING AGENDA

Friday, April 17, 2015

Morehead State University - CHER Building, Room 102 C/D

---



### Members, Council on Postsecondary Education

Glenn D. Denton, Paducah  
Maryanne Honeycutt Elliott, Louisville  
Joe E. Ellis, Benton  
Dan E. Flanagan, Campbellsville (*vice chair*)  
Joe Graviss, Versailles  
Dennis M. Jackson, Paducah  
Pam Miller, Lexington (*chair*)  
Donna Moore, Lexington

Marcia Milby Ridings, London  
Robert H. Staat, (*faculty member*)  
Arnold Taylor, Edgewood  
Joshua Tunning, Newport (*student member*)  
Joseph B. Wise, Louisville  
Sherrill B. Zimmerman, Prospect  
Terry Holliday, Commissioner of Education (*ex officio, nonvoting*)

Robert L. King, CPE President

---

The Council on Postsecondary Education is Kentucky's statewide postsecondary and adult education coordinating agency charged with leading the reform efforts envisioned by state policy leaders in the *Kentucky Postsecondary Education Improvement Act of 1997*. The Council does not discriminate on the basis of race, color, national origin, sex, religion, age, or disability in employment or the provision of services, and provides, upon request, reasonable accommodation, including auxiliary aids and services necessary to afford individuals with disabilities an equal opportunity to participate in all programs and activities.

Kentucky Council on Postsecondary Education, 1024 Capital Center Drive, Suite 320, Frankfort KY 40601, Ph: (502) 573-1555, Fax: (502) 573-1535,  
<http://cpe.ky.gov>

Twitter: <https://twitter.com/cpenews>

Facebook: <https://www.facebook.com/KYCPE>

**AGENDA**  
Council on Postsecondary Education  
Friday, April 17, 2015  
9:00 AM  
Morehead State University - CHER Building, Room 102 C/D

---

1. Welcome	
2. Roll Call	
3. Approval of Minutes	
a. Retreat - February 12-13, 2015	3
b. Meeting - February 13, 2015	4
4. University Presentations	
a. University of Louisville	10
b. Western Kentucky University	49
5. CPE President's Report to the Council	65
6. Commissioner of Education Report	68
7. ACTION: 2015-16 Tuition and Mandatory Fee Recommendations	
a. Eastern Kentucky University	70
b. Murray State University	76
c. Northern Kentucky University	80
d. University of Kentucky	85
8. ACTION: Special Use Fee Exception Request - Eastern Kentucky University	90
9. ACTION: Amendment to 13 KAR 2:045 - Determination of Residency Status for Admission and Tuition Assessment Purposes – Comments Received	101
10. ACTION: New Academic Programs	
a. KRS 164.295 - Academic Programs at Comprehensive Universities - Baccalaureate Degrees in Engineering	105
b. New Academic Programs	112
11. ACTION: 2016 Meeting Calendar	114
12. Kentucky Science and Technology Corporation: A report on AdvanceKentucky	115
13. Committee on Equal Opportunities Report	141
14. 2015 Legislative Session Summary Update	143
15. 2016-20 Strategic Agenda planning update	144
16. "Stop Work" Report	146
17. Reports from the Institutions	149
18. Other Business	
19. Adjournment	
Next meeting - June 11-12, 2015 at Alice Lloyd College, Pippa Passes, KY	

**MINUTES**  
**Council on Postsecondary Education Retreat**  
**February 12-13, 2015**


The Council on Postsecondary Education met in a retreat Thursday, February 12, at the Kentucky Broadcasters Association and Friday, February 13, at the CPE Offices, both locations in Frankfort, Kentucky. The retreat began at 9:00 a.m. ET on Thursday and concluded at 10:50 a.m. ET on Friday. Chair Pam Miller presided.

**ROLL CALL** The following members were present: Glenn Denton, Joe Ellis, Maryanne Honeycutt Elliott, Dan Flanagan, Joe Graviss, Terry Holliday, Dennis Jackson, Pam Miller, Donna Moore, Marcia Ridings, Carolyn Ridley, Robert Staat, Arnold Taylor, Joshua Tunning, Joseph Wise, and Sherrill Zimmerman.


**DISCUSSION TOPICS ON FEBRUARY 12, 2015** An agenda was distributed for the retreat but no action was taken. The agenda topics included (1) staff updates on the 2016-20 Strategic Agenda planning process, the 2015 legislative session, the funding model development efforts, and efforts to improve institutional diversity and close achievement gaps; (2) a conversation with Mary Lassiter, Secretary of the Governor's Executive Cabinet, who discussed the 2015 legislative session, the Governor's agenda for his last year in office, Kentucky's budget outlook, and how these issues dovetail with Kentucky's postsecondary agenda, (3) a presentation on the national public perception of higher education, how the postsecondary landscape is changing, and how the system needs to adapt to meet the changing needs of Kentucky students, which was then followed by both large group and small group discussions on how the Council can add value through strong advocacy; and (4) a conversation with Education Commissioner, Terry Holliday, on the proposed program called Kentucky Rising, which would establish criteria for a high school diploma/certificate/ endorsement that ensures graduates have the skills they need to enter a globally competitive workforce. The day concluded with a reception and dinner at the Glen Willis House in Frankfort.

**JOINT MEETING OF THE COUNCIL, INSTITUTIONAL PRESIDENTS AND STUDENT BODY PRESIDENTS** The Council met in a joint meeting with the public institutional presidents and the student body presidents. An agenda was distributed for the retreat but no action was taken. Discussion topics included financial aid and advocacy efforts for postsecondary education.

**ADJOURNMENT** The retreat adjourned on Friday, February 13, 2015 at 10:50 a.m ET.



Robert L. King  
CPE President



Heather M. Bingham  
Associate, Executive Relations

**Minutes**  
**Council on Postsecondary Education**  
**February 13, 2015**

---

The Council on Postsecondary Education met Friday, February 13, 2015, at 11:30 a.m., ET, at the Council on Postsecondary Education Offices in Frankfort, Kentucky. Chair Glenn Denton presided.

**WELCOME** Ms. Miller called the meeting to order and welcomed everyone. She gave a few remarks summarizing the discussions of the CPE retreat held on February 12 and the Joint meeting between the Council, the institutional presidents, and the student body presidents at 9:00 a.m. prior to this meeting.

**ROLL CALL** The following members were present: Glenn Denton, Maryanne Elliott, Joe Ellis, Dan Flanagan, Joe Graviss, Terry Holliday, Dennis Jackson, Pam Miller, Donna Moore, Marcia Ridings, Carolyn Ridley, Robert Staat, Arnold Taylor, Joshua Tunning, Joe Wise, and Sherrill Zimmerman.

**ACTION: ELECTION OF CPE CHAIR AND VICE CHAIR** Ms. Donna Moore, chair of the Nominating Committee, presented the committee's recommendations. She thanked Ms. Miller and Mr. Flanagan for their service over the last three years, and complemented the members of the board on their engagement and interest in postsecondary issues.

**MOTION:** Ms. Moore moved that Glenn Denton be elected chair of the Council on Postsecondary Education to serve a term ending January 31, 2016. Ms. Ridings seconded the motion.

**VOTE:** The motion passed.

**MOTION:** Ms. Moore moved that Joe Graviss be elected vice chair of the Council on Postsecondary Education to serve a term ending January 31, 2016. Dr. Wise seconded the motion.

**VOTE:** The motion passed.

Following the vote, Mr. King thanked Ms. Miller and Mr. Flanagan for their service to the Council. He also presented Ms. Miller with an engraved gavel.

Ms. Miller said a few words of thanks to the Council and the Council staff for their support over the last three years. She also congratulated Glenn Denton and Joe Graviss on their new positions. Mr. Denton presided over the remainder of the meeting.

**APPROVAL OF MINUTES** The minutes of the November 21, 2014 meeting were approved as distributed.

**CPE PRESIDENT'S REPORT TO THE COUNCIL** A written report from President King was provided in the agenda book.

**Minutes  
Council on Postsecondary Education  
February 13, 2015**

---

COMMISSIONER OF  
EDUCATION REPORT

A written report from Commissioner Holliday's was provided in the agenda book.

ACTION: KENTUCKY  
RISING RESOLUTION

On January 14, 2015, representatives from the Kentucky Board of Education, Council on Postsecondary Education, and Education Professional Standards Board met in a special meeting to discuss a new joint initiative called Kentucky Rising. If implemented, Kentucky Rising will establish criteria for a high school diploma, certificate, or endorsement that certifies a graduate meets the employment requirements of foreign industries that are directly investing in the state and industries that are creating trade with other countries. As part of that meeting, a resolution to develop and implement a unified strategic plan for Kentucky Rising was presented for consideration of adoption by each of the participating representative's boards. A copy of the resolution was provided in the agenda book.

MOTION: Ms. Ridley moved the Council adopt the resolution to develop and implement a unified strategic plan for the joint initiative, Kentucky Rising. Dr. Wise seconded the motion.

VOTE: The motion passed.

ACTION: NEW  
ACADEMIC PROGRAMS

KRS 164.020 (15) empowers the Council on Postsecondary Education to define and approve the offering of all postsecondary education technical, associate, baccalaureate, graduate, and professional degree, certificate, or diploma programs in the public postsecondary education institutions.

Dr. Aaron Thompson, CPE's executive vice president and chief academic officer, presented the staff recommendation that the Council approve the Bachelor of Arts in Modern and Classical Languages, Literature and Cultures from the University of Kentucky and the Master of Fine Arts in Creative Writing from Western Kentucky University.

MOTION: Ms. Miller moved that the Council approve the new academic programs as presented. Ms. Moore seconded the motion.

VOTE: The motion passed.

AMENDMENT TO 13  
KAR 2:045 –  
DETERMINATION OF  
RESIDENCY STATUS  
FOR ADMISSION AND  
TUITION ASSESSMENT  
PURPOSES

In August 2014, President Obama signed into law the *Veterans Access, Choice and Accountability Act of 2014*. Section 702 of the Act requires public institutions to charge in-state tuition to veterans serving at least 90 days who enroll within three (3) years of discharge from active duty, as well as certain individuals who receive federal education benefits through those veterans. If institutions are not able to comply with this requirement by July 1, 2015, the Veteran's Administration (VA) will disapprove them for all Montgomery and Post-9/11 GI Bill educational assistance.

**Minutes  
Council on Postsecondary Education  
February 13, 2015**

---

Mr. Travis Powell, CPE's general counsel, noted that as currently constituted, 13 KAR 2:045 requires covered individuals who do not otherwise meet the requirements for residency to be charged the out-of-state tuition rate. The proposed amendment to 13 KAR 2:045 ensures that students at Kentucky's public institutions can continue to receive Montgomery and Post-9/11 GI Bill educational assistance.

The proposed amendment will change the administrative regulations as follows:

- A person eligible for benefits under the federal Post-9/11 Veterans Educational Assistance Act of 2008 (38 U.S.C. Section 3301 et seq.) or any other federal law authorizing educational benefits for veterans will now be entitled to Kentucky resident status notwithstanding the other factors used for a determination of residency outlined in the other sections of 13 KAR 2:045.

The process of revising an administrative regulation, established in KRS Chapter 13A, will be initiated with Council approval, along with the identical emergency regulation amendment which will go into effect immediately upon filing and stay in effect until the ordinary regulation amendment becomes final. The proposed revised administrative regulation will go through a public hearing and comment period and review by the Administrative Regulation Review Subcommittee and the Interim Joint Committee on Education.

MOTION: Ms. Zimmerman moved the Council approve the proposed amendment to the administrative regulation titled 13 KAR 2:045 Determination of residency status for admission and tuition assessment purposes. Dr. Wise seconded the motion.

VOTE: The motion passed.

**ACTION: REASONABLE  
SECURITY AND BREACH  
INVESTIGATION  
PROCEDURES AND  
PRACTICES FOR PUBLIC  
INSTITUTIONS OF  
POSTSECONDARY  
EDUCATION**

The Personal Information Security and Breach Investigation Procedures and Practices Act, enacted in the 2014 Regular Session, also known as House Bill 5 or the "Cyber Security Bill," requires state and local governments to implement policies and procedures to protect confidential, sensitive personal information and notify individuals if their information has been compromised.

KRS 61.932(1)(b) requires that Kentucky public colleges and universities (hereinafter referred to as "institutions") establish and implement "reasonable security and breach investigation procedures and practices" in accordance with policies established by the Council on Postsecondary Education. KRS 61.931(8) defines "reasonable security and breach investigation procedures and practices" as "data security procedures and practices developed in good faith and set forth in a written security information policy."

The draft of the policy for institutional "reasonable security and breach investigation procedures and practices" was included in the agenda book. The

**Minutes  
Council on Postsecondary Education  
February 13, 2015**

---

policy identifies areas that should be addressed in order to protect personal information from unauthorized disclosure as well as procedures to be followed when an actual or suspected breach occurs.

MOTION: Ms. Miller moved that the Council approve the proposed policy for public postsecondary institution "reasonable breach investigation procedures and practices" as required by KRS 61.932(1)(b). Ms. Ridley seconded the motion.

Mr. Denton asked if there has been a breach. Mr. Powell says there has not been a breach since the policy was in place; however the University of Kentucky reported that data had been exposed but it was not accessed by anyone. According to the new law, the University of Kentucky had to report the incident even though no data had been exposed. Dr. Wise asked what the procedure would be if data had been breached. Mr. Powell stated that notification of the breach must be given within 72 hours and the institutions are required to conduct an investigation. If data is found to be exposed during the breach, the institution must then contact the individuals affected within another 72 hours and help them rectify any problems that may have occurred as a result of the breach. Mr. Powell also stated that should there be a breach, a claim could be made against the Council on Postsecondary Education through the Board of Claims Act. Council members would not be individually liable.

VOTE: The motion passed.

ACTION: CAPITAL  
PROJECTS – KSU,  
MoSU, and WKU

The Council on Postsecondary Education has statutory responsibility to review and approve public college and university capital projects costing \$600,000 or more and equipment items costing \$200,000 or more, regardless of fund source, that have been approved by an institution's governing board. During the interim, capital projects are evaluated under KRS 45.760(5), (7) and KRS 45.763.

Mr. Shaun McKiernan, CPE's senior associate of budget and finance, presented the staff recommendation that the council approve: (1) Kentucky State University's project "Acquire Enterprise Resource Planning Information Technology System," funded with institutional and federal funds, with a project scope of \$2,600,000; (2) Morehead State University's project "Construct Food Service, Retail Space and Parking Structure," funded with auxiliary services funds and private funds, with a project scope of \$17,600,000; and (3) Western Kentucky University's project "Confucius Institute Facility," funded with private funds, with a project scope of \$2,300,000.

MOTION: Ms. Moore moved that Council approve all three capital projects as presented. Mr. Jackson seconded the motion.

VOTE: The motion passed.

**Minutes  
Council on Postsecondary Education  
February 13, 2015**

---

COMMITTEE ON  
EQUAL  
OPPORTUNITIES  
REPORT

Dr. Rana Johnson, CPE's chief diversity officer, provided a report from the Committee on Equal Opportunities. Ms. Johnson provided comments on the work of the CEO at the January 26, 2015 meeting, and reminded the council of the upcoming summer EEO programs that assist students with transitioning into postsecondary institutions: (1) GMSCPP Statewide Conference at Murray State University on June 15-16, 2015 and (2) Academically Proficient High School Junior and Senior Conference at the University of Louisville on June 19-20, 2015.

Mr. Jackson, chair of the CEO, noted that the members of the committee would like to continue to be active in the work of the Council.

PROJECT LEAD THE  
WAY AND POSTERS AT  
THE CAPITAL

Mr. Tom Martin, CPE's senior policy advisor for research and economic engagement, presented information on the Project Lead the Way and Posters at the Capitol. Kentucky Project Lead the Way students, through a partnership with CPE and Posters-at-the-Capitol directors, were invited to participate with our public universities in their "Posters-at-the-Capitol" program. High school students and undergraduates who participate in activities like Posters at the Capitol are more likely to pursue graduate research opportunities.

Ms. Martha Driver and Ms. Kathleen Thomas, students from Elkhorn Crossing School in Georgetown and Posters at the Capitol participants, presented their research of an Antibacterial Bite Guard. The goal of their research was to get a better understanding of the types of bacteria that the antibacterial agent target, as well as create an antibacterial bite guard that lasts for an extensive amount of time. Ideally, their new product will not only help teeth grinding problems, but also with the health issues that come from the use of a non-antibacterial bite guard.

Following the presentation, several Council members complimented the students on their work, and stated that their project is worthy of international competition. Both students plan to continue conducting research in college.

COMMITTEE  
APPOINTMENTS

Mr. Denton appointed three members to the Executive Committee. Pam Miller, Marcia Ridings, and Arnold Taylor will serve on the committee, in addition to the chair and vice chair. The Executive Committee reviews all agency budget and personnel matters, including an annual audit of the agency, evaluates the president, and performs other activities assigned by the Council.

Mr. Denton deferred the appointment of the 2016-18 Budget Development Workgroup to give the Funding Model Development Work Group time to finish their work.

RESOLUTION

The Council presented a resolution honoring Carolyn Ridley for her dedication and service to the Council.



**Minutes  
Council on Postsecondary Education  
February 13, 2015**

---

REPORTS FROM  
INSTITUTIONS

Reports from the institutions were provided in the agenda book.

Jay Box, president of KCTCS, discussed the plans Super Sunday, an annual student recruitment initiative specifically targeting African-American students and their families with information and resources to support college admissions and enrollment. This is KCTCS's fifth year partnering with African-American and Latino churches throughout the state to host the event. Since 2011, they have partnered with more than 150 churches and have shared the *Yes You Can Go To College* message with more than 33,000 individuals. This community-based outreach effort is paying off and is resulting in increased college attendance among African- Americans and Latinos in Kentucky.

OTHER BUSINESS

Mr. Denton stated that he has asked Council staff to review their list of work, committees, and workgroups to see if there is any work that the Council can "stop doing". He asked that the list come before the Council at the April 17, 2015 meeting.

Dr. Ellis moved that the Council recognize the leadership efforts of Pam Miller and Dan Flanagan, and their service to the Council on Postsecondary Education and to the citizens of the Commonwealth. Ms. Moore seconded the motion. The motion passed.

NEXT MEETING

The next Council meeting is April 16-17, 2015, at Morehead State University in Morehead, Kentucky.

ADJOURNMENT

The meeting adjourned at 12:15 p.m., ET.

  
Robert L. King  
CPE President

  
Heather M. Bingham  
Associate, Executive Relations

Council on Postsecondary Education  
April 17, 2015

## **Institutional Progress Update University of Louisville**

In February 2011, the Council on Postsecondary Education approved *Stronger by Degrees: A Strategic Agenda for Kentucky Postsecondary and Adult Education*. University of Louisville staff will provide updates on their progress for the four focus areas of the Strategic Agenda.

Staff preparation by Heather Bingham



U OF

STRONGER *by* DEGREES

Institutional Progress  
April 17, 2015





# Institutional Mission

UofL shall be a premier, nationally recognized metropolitan research university with a commitment to the liberal arts and sciences and to the intellectual, cultural, and economic development of our diverse communities and citizens through the pursuit of excellence in five interrelated strategic areas:

- Educational Experience
- Research, Creative, and Scholarly Activity
- Accessibility, Diversity, Equity, and Communication
- Partnerships and Collaborations
- Institutional Effectiveness of Programs and Services.

*Source: HB1, Kentucky Postsecondary Education Improvement Act of 1997*

# **INSTITUTIONAL PROFILE**

*THE THINKER*  
BY AUGUSTE RODIN  
A GIFT TO THE PEOPLE  
OF LOUISVILLE BY THE  
HILLMAN - HOPKINS  
FAMILY - MCMXLIX





# Institutional Profile

**Established:** 1798

**Mission:** Kentucky's premier, nationally recognized metropolitan research university

**President:** James R. Ramsey, Ph.D.

**Student Body:** 22,599 (Fall 2014)

**Faculty & Staff:** 6,863 (excluding instruction/research assistants)

**Alumni:** More than 130,000 residing in the United States and around the world

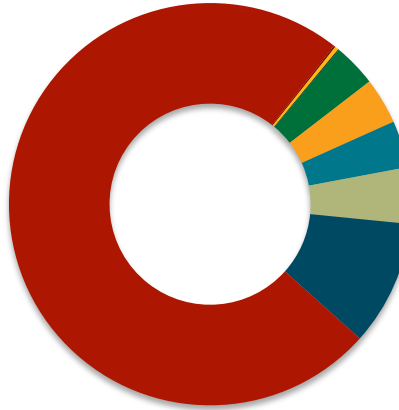
**Operating Budget:** \$1.2 billion including \$139.9 million from the Commonwealth of Kentucky

**Endowment:** \$798.6 million (FY 2014)

**Federal Funding:** \$56.2 million (FY 2014)

**Athletic Conference:** Atlantic Coast Conference

**Mascot:** Cardinal



- American Indian/Alaska Native (0.15%)
- Race and Ethnicity Unknown (0.30%)
- Native Hawaiian/Other Pacific Islander (0.06%)
- Two or more races (3.49%)
- Hispanic or Latino (3.72%)
- Asian (3.77%)
- Non-resident alien (4.53%)
- Black (10.06%)
- White (73.91%)

## Student Enrollment (Fall 2014)

**Total:** 22,599

**Full-Time:** 17,317

**Part-Time:** 5,282

**Female:** 11,528

**Male:** 11,071

**Full-Time Equivalent (FTE)\*:** 18,779

**Graduation Rate Survey (GRS) Cohort\*\*:** 2,830

*\* As defined by the Kentucky Council on Postsecondary Education*

*\*\* Indicates all first-time, full-time, baccalaureate degree-seeking students entering Summer/Fall 2014*





# Extraordinary Achievements

	1998	2002	2014
Freshman ACT score (avg.)	21.4	23.2	<b>25.3</b>
6-year graduation rate	30.01%	33.0%	<b>53.6%</b>
Baccalaureate degrees awarded	1,734	1,849	<b>2,821</b>
Doctoral degrees awarded	76	90	<b>162</b>
Startup companies (cumulative)	1	6	<b>77</b>
Patent applications filed (cumulative)	151	259	<b>1,629</b>
Research expenditures	\$39.1M	\$80.9M	<b>\$183.4M</b>
Endowed chairs & professorships	35	87	<b>156</b>
Endowment	\$317.0M	\$478.9M	<b>\$842.6M</b>
IP income	\$90K	\$221.3K	<b>\$8.4M</b>

16







**01**  
**COLLEGE READINESS**



**02**  
**STUDENT SUCCESS**



**03**  
**RESEARCH, ECONOMIC &  
COMMUNITY DEVELOPMENT**

**04**  
**EFFICIENCY & INNOVATION**



# **COLLEGE READINESS**



# College Readiness

Performance Metric	Baseline	2010-11*	2011-12*	2012-13**	2013-14	Target	Progress*
New Teacher Excellence	25.1%	24.3%	25.3%	33.5%	TBD	--	--

\* Percent of teaching program graduates scoring in the top 15 percent nationally on Praxis II Practice of Learning and Teaching (PLT) licensure exam.

\*\* Change for 2012-13 data: Percent of teaching program graduates scoring in the top 25 percent nationally on Praxis II Practice of Learning and Teaching (PLT) licensure exam.

\*\*\* Icons do not represent a global evaluation of institutional status on an indicator; they indicate change from baseline to targeted value only. Targets set through negotiation between CPE and institutions. For more information on metrics, including definitions, visit <http://dataportal.cpe.ky.gov/dashboard.shtm>



# College Readiness

1. Praxis II scoring – UofL has consistently led the state with the highest percentage of graduates scoring in the top 15% or 25% on the Praxis II PLT (2012-2013)
2. Increased ACT – UofL's average ACT for first-time, full-time, baccalaureate degree-seeking students increased to 25.3 (fall 2014)
3. Partnerships with K-12:
  - a. **Clinical model of teacher preparation** - UofL was awarded \$5 million from the Oxley Foundation to support the clinical model of teacher preparation, professional development for teachers, summer programs for elementary and middle school students, and funding for teachers who want to pursue National Board Certification.
  - b. **Research-based literacy instruction** - *Kentucky Reading Project*, a two-week institute hosted by UofL each summer where teams of elementary teachers are immersed in research-based best practices in literacy instruction.

20





# College Readiness

## c. Teacher support

1. **Operation Educate the Educators** - UofL is in partnership with the American Association of Colleges for Teacher Education (AACTE) to better prepare school personnel to meet the needs of military-connected children.
2. **The Dynamic Classroom** - a professional learning conference, introducing teachers to the philosophy and practices that will engage and challenge students to achieve at high levels by emphasizing choice, higher order thinking, differentiation, use of technology, and feedback and reflection.

## d. Summer enrichment

1. **Summer Boost Program** - designer to reduce the 'summer dip' that many students experience during the summer months, especially those living in economically depressed areas (i.e. J.B. Atkinson Academy).
2. **You've Got the Write One** - an interdisciplinary summer enrichment program which hosts a one-week camp for students entering grades 4-8. Students work with a teaching team to explore topics and participate in enrichment-based learning activities.





# ***STUDENT SUCCESS***



# Student Success

## UNDERGRADUATE

- Campus-wide Persistence to Graduation Committee
  - Established persistence office to maintain contact with GRS students who have not registered for next semester: troubleshooting problems, redirecting students to advisement and academic support resources.
  - The Office of Institutional Research and Planning developed enrollment and retention analyses, predictive modeling - including examining ‘gatekeeper’ /bottleneck courses.
- Initial planning for a freshman-to-sophomore summer bridge program aimed at under-resourced/under-represented students who have not completed 30 hours of credit in their freshman year
- Established membership with the Education Advisory Board (EAB), Academic Affairs Forum
  - Evaluate possible implementation of EAB/Student Success Collaborative (SSC).

# 53.6%

6-year graduation rate (up from 2013)

# 2,821

Baccalaureate degrees (up from 2013)

# 79

Fulbright Scholarships (since 2003)





# Student Success: Access & Affordability

## TOTAL DEGREES CONFERRED

Performance Metric	Baseline	2010-11	2011-12	2012-13	2013-14	Target	Progress*
Total degrees & credentials	4,534	4,686	4,897	4,825	4,815	4,787	★
Bachelor's	2,250	2,618	2,702	2,731	2,821	2,769	★
Master's	1,310	1,333	1,439	1,379	1,242	1,370	↘
Doctoral: Prof. Practice	347	371	361	375	394	385	★
Doctoral: Research	163	163	188	140	162	191	→

\* Icons do not represent a global evaluation of institutional status on an indicator; they indicate change from baseline to targeted value only. Targets set through negotiation between CPE and institutions. For more information on metrics, including definitions, visit <http://dataportal.cpe.ky.gov/dashboard.shtm>





# Student Success: Access & Affordability

## GRADUATION RATES & OTHER METRICS

Performance Metric	Baseline	2010-11	2011-12	2012-13	2013-14	Target	Progress*
Bachelor's Graduation Rate (6-year rate)	48.4%	50.9%	52.1%	53.5%	53.6%	53.9%	↑
Low-income Rate	47.1%	44.8%	40.5%	48.2%	44.4%	--	--
Non-low income Rate	59.5%	52.5%	54.8%	54.4%	56.4%	--	--
Underprepared Rate	34.6%	39.4%	38.8%	39.9%	36.1%	--	--
Prepared Rate	53.2%	51.7%	54.6%	56.2%	56.8%	--	--
Underrepresented Minority Rate	38.0%	44.1%	43.2%	43.2%	49.6%	--	--
Non-Underrepresented Minority Rate	49.7%	52.1%	53.5%	54.9%	54.3%	--	--

\* Icons do not represent a global evaluation of institutional status on an indicator; they indicate change from baseline to targeted value only. Targets set through negotiation between CPE and institutions. For more information on metrics, including definitions, visit <http://dataportal.cpe.ky.gov/dashboard.shtm>



# Student Success: Access & Affordability

## GRADUATION RATES & OTHER METRICS

Performance Metric	Baseline	2010-11	2011-12	2012-13	2013-14	Target	Progress*
Transfers from KCTCS	861	1,026	1,073	1,048	1,067	989	
Grants to low-income students in excess of direct costs*	\$1,815	\$1,545	\$1,874	\$1,406	\$1,230	\$2,104	

\* Icons do not represent a global evaluation of institutional status on an indicator; they indicate change from baseline to targeted value only. Targets set through negotiation between CPE and institutions. For more information on metrics, including definitions, visit <http://dataportal.cpe.ky.gov/dashboard.shtm>

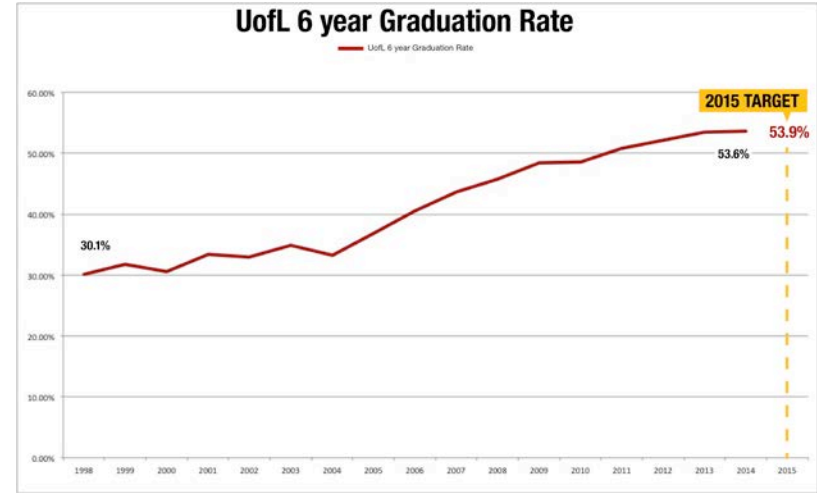
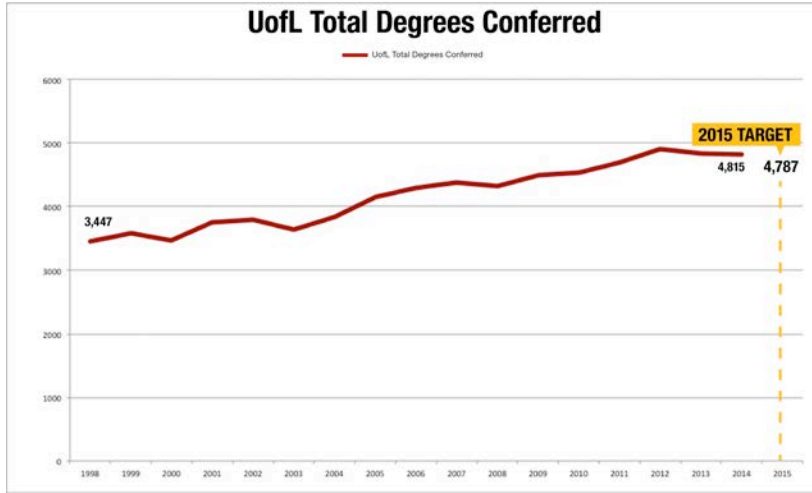




# Progress Update

## DEGREES & GRADUATION RATES SINCE 1998

27



The University of Louisville continues to confer more total degrees annually at the undergraduate, graduate and professional levels

The University of Louisville’s graduation rate has increased in each of the last nine years, from 33.2% in 2004 to 53.6% in 2014





# Student Success

## COST OF ATTENDANCE ANALYSIS

In fall 2013, 97% of *First-Time in College*<sup>1</sup> and 88% of *Undergraduate*<sup>2</sup> students were awarded scholarship<sup>3</sup>, grant, and/or loan aid.

**Table 1A: Considering Scholarship, Grant, and Loan Aid**

Full-Time First Bachelor Degree-Seeking Students	Number of Students	Avg. Direct Cost	Avg. Scholarship, Grant, and Loan Aid	Avg. Direct Cost (After Aid)	Number of Students that Paid \$0 Toward Direct Costs	Percent of Students that Paid \$0 Toward Direct Costs	Number of Students that Paid \$0 Toward Tuition	Percent of Students that Paid \$0 Toward Tuition
<b>First-Time in College<sup>1</sup></b>	2,498	\$9,230	\$5,844	\$3,386	567	23%	1,389	56%
<b>Undergraduates<sup>2</sup></b>	10,855	\$9,230	\$5,921	\$3,309	2,017	19%	5,804	53%

<sup>1</sup> *First-Time in College* constitutes the GRS (Graduation Rate Survey) cohort which is used to calculate the six-year graduation rate. *First-Time in College* students includes those who earned pre-college credit and entered at the sophomore classification.

<sup>2</sup> *Undergraduates*, which includes *First-Time in College*, constitutes first bachelor degree-seeking students (freshman, sophomore, junior, senior). Post-baccalaureate students were excluded.

<sup>3</sup> Scholarships include both merit and need-based scholarships.

<sup>4</sup> Fall 2013 direct costs include published tuition amount of \$4,875, the minimum on-campus housing rate of \$2,395, an estimate of \$500 for books, and \$1,460 based on the freshmen meal plan rate (source: Student Financial Aid Office).

<sup>5</sup> Data provided are based upon financial aid award offers and not actual disbursements. Offered award amounts that are estimated may differ from disbursed amounts. Financial aid earned in bi-weekly paychecks by students working in the Federal Work-Study program were excluded from this analysis.





# Student Success

## COST OF ATTENDANCE ANALYSIS

In fall 2013, 96% of *First-Time in College*<sup>1</sup> and 81% of *Undergraduate*<sup>2</sup> students were awarded scholarship<sup>3</sup> and/or grant aid.

Table 1B: Considering Scholarship and Grant Aid

Full-Time First Bachelor Degree-Seeking Students	Number of Students	Avg. Direct Cost	Avg. Scholarship and Grant Aid	Avg. Direct Cost (After Aid)	Number of Students that Paid \$0 Toward Direct Costs	Percent of Students that Paid \$0 Toward Direct Costs	Number of Students that Paid \$0 Toward Tuition	Percent of Students that Paid \$0 Toward Tuition
<b>First-Time in College<sup>1</sup></b>	2,498	\$9,230	\$4,104	\$5,126	262	10%	815	33%
<b>Undergraduates<sup>2</sup></b>	10,855	\$9,230	\$3,993	\$5,237	853	8%	2,850	26%

<sup>1</sup> *First-Time in College* constitutes the GRS (Graduation Rate Survey) cohort which is used to calculate the six-year graduation rate. *First-Time in College* students includes those who earned pre-college credit and entered at the sophomore classification.

<sup>2</sup> *Undergraduates*, which includes *First-Time in College*, constitutes first bachelor degree-seeking students (freshman, sophomore, junior, senior). Post-baccalaureate students were excluded.

<sup>3</sup> Scholarships include both merit and need-based scholarships.

<sup>4</sup> Fall 2013 direct costs include published tuition amount of \$4,875, the minimum on-campus housing rate of \$2,395, an estimate of \$500 for books, and \$1,460 based on the freshmen meal plan rate (source: Student Financial Aid Office).

<sup>5</sup> Data provided are based upon financial aid award offers and not actual disbursements. Offered award amounts that are estimated may differ from disbursed amounts. Financial aid earned in bi-weekly paychecks by students working in the Federal Work-Study program were excluded from this analysis.





# Student Success

## ACCESS & AFFORDABILITY

**\$21,742** *vs.* **\$24,693**

Average loan debt of **UofL**  
2012-13 graduate

Average loan debt of **Kentucky**  
2012-13 graduate  
(4-year institutions)

30



**55%** *vs.* **59%**

**UofL** 2012-13  
graduates with  
loan debt

**Kentucky** 2012-13  
graduates with  
loan debt  
(4-year institutions)

Source: The Institute for College Access & Success, College Insight <http://www.college-insight.org>





# Student Success

## INITIATIVES TARGETING UNDERREPRESENTED MINORITIES

### Built 2 Graduate (B2G)

Assists scholars with college transition, decision-making skills, graduate school preparation and life after college preparation.

### Graduation Plan

Creates an academic support system by providing one-on-one coaching appointments and connecting students to current campus resources and career development opportunities.

### Career Development Series

Monthly networking lunch series with local and national companies to provide students with information about internships, jobs, and other opportunities in the corporate setting.

### African-American Male Initiative

Core areas of focus being academic engagement, mentoring support, peer connection, and student involvement.

### Hispanic/Latino Initiative

Create culturally appropriate support for student engagement.





# Student Success

## GRADUATE STUDENTS

- PLAN (Professional Development Program for Graduate Students), recently praised as exemplar program by The Chronicle of Higher Education [March 23, 2015]:
  - **Graduate Teaching Academy** – promotes the teaching and training of graduate students
  - **Grant Writing Academy** – a semester-long series of sessions designed to teach knowledge and skills in grant writing
  - **Entrepreneurship Academy** – a semester-long series of sessions designed to teach entrepreneurial thinking and skills
  - **Workshops** – addressing career search, teaching tools, presentation skills
- Development of graduate interdisciplinary academic programs
- Student support services:
  - Hired Associate Director of Recruitment and Retention (Latonia Craig/August 2014)
  - Created Minority Association of Graduate Students (MAGS), an RSO for minority graduate students, to provide support services, advising and professional development
  - Hosted national GEM Consortium GRAD-LAB in Fall 2014 (co-sponsored by Lexmark, UK, UT, and UC)
- Access and affordability:
  - Funded out-of-state merit scholar awards for new master's students to cover non-resident tuition
  - Tuition match program funded 217 students in 2013-2014; 233 students in 2014-15





A nighttime photograph of a city skyline reflected in water. The skyline includes several skyscrapers, some with illuminated spires, and a large arena on the left with the 'KFC CENTER' logo. A prominent red banner with white text is overlaid across the middle of the image.

***RESEARCH, ECONOMIC &  
COMMUNITY DEVELOPMENT***



# Research, Economic & Community Development

## FISCAL IMPACT

Performance Metric	Baseline	2010-11	2011-12	2012-13	2013-14	Target	Progress: Baseline to Target	
Externally-Funded Research and Development (in Thousands)	\$106,961	\$118,609	\$106,884	\$112,419	\$109,245	\$142,800	6%	
STEM+H Degrees	1,357	1,485	1,620	1,621	1,621	1,580	100+%	

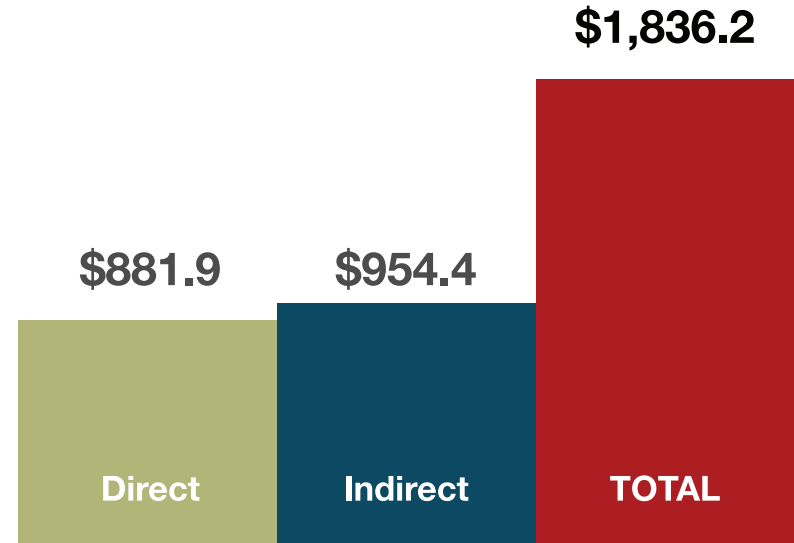
34



# Research, Economic & Community Development

## FISCAL IMPACT

- In FY 2014, the University of Louisville's overall impact on the Commonwealth of Kentucky was **\$1.8 billion** UofL generated \$136 million in state and local taxes
- UofL employed 6,700 in 2014 and an estimated 9,100 *additional* jobs were created from the combined direct and indirect effect of the university.
- UofL's return on investment to the Commonwealth is **\$3.05 generated for every \$1 of state investment**



(in millions)

35





# Research, Economic & Community Development

## COMMUNITY DEVELOPMENT/ENGAGEMENT

- **2015 Carnegie Community Engagement University** – renewed in 2025
- **Outreach programs in every county in Commonwealth** - includes medical, social, educational, cultural and environmental programs. Nearly 19,000 students, faculty and staff involved in community engagement.
- **Record 889 community partnerships last year** - 105 in the Signature Partnership area of west Louisville.
- **Military/Veterans friendly** –designation fifth year in a row by GI Jobs.





# Investing in the Future

## EXPANSION OF OUR RESEARCH PARKS



### ShelbyHurst

600 North and 700 North Hurstbourne fully leased; 500 North underway.



### JD Nichols Campus for Innovation & Entrepreneurship

First building fully leased and home to Atria Senior Living; parking garage under construction; planning for next building underway.



### Belnap Engineering and Applied Sciences Research Park

Interior road system nearly complete and full development of entire park, home to the advanced manufacturing Institute for Product Realization, to start this year.






# Investing in the Future

## EXPANSION IN STUDENT HOUSING & CAMPUS IMPROVEMENTS

- **New Academic Classroom Building:** breaking ground this summer
- **Academic Center at Papa Johns Cardinal Stadium:** announced this year
- **The Grove:** new student housing opened in Fall 2014
- **The Retreat and The Clubhouse:** two new student housing options opening Fall 2015
- **Campus Streetscape Enhancements:** safety and beautification projects along Floyd Street corridor





# Investing in the Future

Nearly **\$1.8 billion** in new development on campus and throughout the community, including **\$484 million** in exciting new projects underway

30

(in millions of dollars)	Construction Costs	Local Taxes	State Taxes	Construction Jobs
Belknap Engineering Research Park	\$31.00	\$0.194	\$1.773	414
4 <sup>th</sup> Street University Corridor	\$27.70	\$0.174	\$1.584	370
Floyd Street Project	\$22.50	\$0.141	\$1.287	300
Lynn Soccer Complex	\$16.20	\$0.102	\$0.927	217
Academic Center	\$14.00	\$0.088	\$0.801	134
Speed Museum Expansion	\$57.00	\$0.357	\$3.260	762
The Grove on 4 <sup>th</sup> Street	\$45.00	\$0.282	\$2.574	601
The Village at Cardinal & Brook Streets	\$50.00	\$0.314	\$2.860	668
The Clubhouse on Crittenden Drive	\$50.00	\$0.314	\$2.860	669
Academic Classroom Building	\$80.50	\$0.505	\$4.604	1,076
The Retreat	\$45.00	\$0.282	\$2.574	601
Stansbury Park Housing Project	\$45.00	\$0.282	\$2.574	601
<b>TOTAL</b>	<b>\$483.90</b>	<b>\$3.035</b>	<b>\$27.678</b>	<b>6,413</b>









# Research Highlights




UofL one of prime players in \$320 million **Digital Manufacturing & Design Innovation Institute** consortium announced by President Obama.



With funding from NIH, **Dr. Kenneth Palmer** is utilizing tobacco plants to develop a gel that will prevent transmission of HIV. Globally more than 34 million people are HIV positive.



**Dr. Steve Yanoviak (College of Arts & Sciences)** is performing pioneering research with rainforest ecology and demonstrating how it impacts our planet.



**Dr. Michael Bousamra and Dr. Ziao-An Fu** have developed a breath test to detect lung cancer.





***EFFICIENCY & INNOVATION***

42





# Efficiency & Innovation

## DRIVING INNOVATION

Performance Metric	Baseline	2010-11	2011-12	2012-13	2013-14	Target	Progress*
Online Learning (Percent of all credit earned through online learning)	5.0%	5.6%	6.0%	7.0%	7.8%	7.0%	
Credits Earned by Degree Graduates	140	140.8	140.8	141.6	142.4	136	

43

Credits earned by degree graduates includes all Bachelor’s degree graduates during the year. Online learning measures the percent of completed student credit hours delivered through distance learning.

- 81.5% of our undergraduate programs require between 120 to 125 credit hours for program completion
- Notable exceptions include programs with discipline specific accreditation requirements

\* Icons do not represent a global evaluation of institutional status on an indicator; they indicate change from baseline to targeted value only. Targets set through negotiation between CPE and institutions. For more information on metrics, including definitions, visit <http://dataportal.cpe.ky.gov/dashboard.shtm>





# Efficiency & Innovation

## COST-SAVING EFFORTS

44

Stewardship, Cost Reduction and Efficiency Efforts	Total \$ recurring unless noted
Utilize private sector partnerships <sup>1</sup>	\$43,368,000
Financial and budgetary initiatives <sup>2</sup>	\$34,121,886
Sustainability initiatives and reduction of carbon footprint	\$15,482,033
Streamline information technology efforts <sup>3</sup>	\$13,816,664
Restructure employee benefits	\$8,761,353
Reengineer business processes <sup>4</sup>	\$5,488,711
Refinance long-term debt	\$3,767,457
Improve physical facilities management	\$639,000
<b>TOTAL</b>	<b>\$125,445,104</b>

<sup>1</sup> \$3,050,000 in one-time saving and remaining \$40,318,000 in recurring savings

<sup>2</sup> \$5,067,964 in one-time saving and remaining \$29,053,922 in recurring savings

<sup>3</sup> \$5,100,000 in one-time saving and remaining \$8,716,664 in recurring savings

<sup>4</sup> \$3,110,014 in one-time saving and remaining \$2,378,697 in recurring savings





# Efficiency & Innovation

DRIVING INNOVATION

## FirstBuild

A unique partnership between GE and UofL that establishes a microfactory where home appliances are designed, built and sold using an online co-creation community and micro-manufacturing model. This model will accelerate the development of new appliances with faster testing, customization and small-batch production.

45





# Efficiency & Innovation

CREATING EFFICIENCIES

## Setting Academic & Research Priorities

- Advanced Manufacturing
- Restorative Medicine
- Cancer
- Optimal Aging and Sustainable Health
- Reviewing other fields that are in high demand

46





# Efficiency & Innovation

## CREATING EFFICIENCIES

### Employing Cost Management Strategies:

- Restructuring/streamlining administrative functions across all campuses
- Developing new budget model
- Leveraging our physical assets and purchasing power to ensure continued financial stability
- Continuing to invest in energy efficiencies for campus facilities

47





# Efficiency & Innovation

## CREATING EFFICIENCIES

### A Leader in Sustainability:

- Designated Tree Campus USA
- Innovator in developing renewable energy technologies through the Conn Center for Renewable Energy Research
- Designated a Bicycle Friendly University
- A leader in sustainability efforts with the STARS Silver rating and infusing sustainability opportunities in education and community engagement.

48



~~Weigh the Waste~~ - Food Waste at the Ville Grill





Council on Postsecondary Education  
April 17, 2015

## **Institutional Progress Update Western Kentucky University**

In February 2011, the Council on Postsecondary Education approved *Stronger by Degrees: A Strategic Agenda for Kentucky Postsecondary and Adult Education*. Western Kentucky University staff will provide updates on their progress for the four focus areas of the Strategic Agenda.

Staff preparation by Heather Bingham

# STRONGER by DEGREES

**Western Kentucky  
University**



**Institutional Progress Update**

**Presentation to the Council on Postsecondary Education  
by Gary Ransdell, President**

**April 17, 2015**



# INSTITUTIONAL PROFILE

## Western Kentucky University

	1998	2014		Increase
<b>Student Enrollment</b>	<b>14,882</b>	<b>20,178</b>		<b>35.6%</b>
Undergraduate	12,711	17,459		37.4%
Graduate	2,171	2,719		25.2%
URM	1,104	2,961		168.2%
International	143	1,434		1000 %
Adult	2,827	3,000		6.1%
Honors College	n/a	1,405		
<b>Completions</b>	<b>2,567</b>	<b>4,100</b>		<b>59.7%</b>
Baccalaureate Degrees	1,716	2,751		60.3%
Master's Degrees	514	905		76.1%
Six-Year Graduation Rate	39.0%	50.1%		11.1ppt

51



# 2011-15 STRATEGIC AGENDA

## Four Focus Areas

**COLLEGE  
READINESS**

**STUDENT  
SUCCESS**

**RESEARCH,  
ECONOMIC, &  
COMMUNITY  
DEVELOPMENT**

**EFFICIENCY  
&  
INNOVATION**



# COLLEGE READINESS

## Western Kentucky University

Performance Metric	Baseline*	2010-11*	2011-12*	2012-13**	2013-14**	Target	Progress: Baseline to Target	
New Teacher Excellence	14.5%	15.3%	15.1%	20.1%	24 %	--	--	--

53

\* Percent of teaching program graduates scoring in the top 15 percent nationally on Praxis II Practice of Learning and Teaching (PLT) licensure exams.

\*\* Change for 2012-13 data: Percent of teaching program graduates scoring in the top 25 percent nationally on Praxis II Practice of Learning and Teaching (PLT) licensure exams.

Icons do not represent a global evaluation of institutional status on an indicator; they indicate change from baseline to targeted value only. Targets set through negotiation between CPE and institution. For more information on metrics, including definitions, visit:

<http://dataportal.cpe.ky.gov/dashboard.shtm>



# COLLEGE READINESS

## Western Kentucky University

- Based on most recent available data, WKU produces **more graduates** scoring in the top 25% than any other comprehensive institution in KY
- 166 students are currently enrolled in the **SKyTeach Program**, which recruits and prepares outstanding students for careers in math and science education
- In 2013-14, WKU produced **49 SKyTeach graduates**
- For two straight years, the Gatton Academy has been named **America's Best High School** by Newsweek magazine



# STUDENT SUCCESS

## Western Kentucky University

Performance Metric	Baseline	2010-11	2011-12	2012-13	2013-14	Target	Progress: Baseline to Target	
Degrees and Credentials (Total)	3,906	3,885	4,129	4,045	4,100	4,325	46%	
Bachelor's Degrees	2,676	2,591	2,694	2,627	2,751	2,950	27%	
Master's Degrees	858	920	985	992	905	930	65%	
Doctoral Degrees— Professional Practice/Other	0	5	20	14	23	50	46%	

55

Icons do not represent a global evaluation of institutional status on an indicator; they indicate change from baseline to targeted value only. Targets set through negotiation between CPE and institution. For more information on metrics, including definitions, visit:

<http://dataportal.cpe.ky.gov/dashboard.shtm>



# STUDENT SUCCESS

## Western Kentucky University

56

Performance Metric	Baseline	2010-11	2011-12	2012-13	2013-14	Target	Progress: Baseline to Target	
Bachelor's Graduation Rate	49.5%	49.7%	49.2%	50.3%	50.1%	50.5%	60%	
Low Income	41.6%	36.6%	37.4%	38.3%	37.8%	--	--	--
Non Low Income	53.2%	54.5%	53.4%	55.5%	55.6%	--	--	--
Underprepared	39.5%	35.8%	33.2%	34.4%	35.5%	--	--	--
Prepared	56.3%	55.7%	56.3%	57.2%	56.9%	--	--	--
Underrepresented Minority	43.0%	37.1%	35.6%	35.6%	33.8%	--	--	--
Non-Underrepresented Minority	50.3%	50.9%	51%	51.7%	52.0%	--	--	--

Icons do not represent a global evaluation of institutional status on an indicator; they indicate change from baseline to targeted value only. Targets set through negotiation between CPE and institution. For more information on metrics, including definitions, visit:

<http://dataportal.cpe.ky.gov/dashboard.shtm>





# STUDENT SUCCESS

## Western Kentucky University

Performance Metric	Baseline	2010-11	2011-12	2012-13	2013-14	Target	Progress: Baseline to Target	
Transfers from KCTCS	1,115	1,046	1,455	1,259	1,480	1,225	100+%	
Grants to low-income students in excess of direct costs*	\$102	\$0	\$0	\$0	\$0	\$102	0%	

57

*\*Average grant and scholarship aid received by full-time, in-state Pell grant recipients in excess of tuition, mandatory fees and book costs. Amounts reflect money to help pay indirect costs like room and board and transportation.*

Icons do not represent a global evaluation of institutional status on an indicator; they indicate change from baseline to targeted value only. Targets set through negotiation between CPE and institution. For more information on metrics, including definitions, visit:

<http://dataportal.cpe.ky.gov/dashboard.shtm>



# STUDENT SUCCESS

## Western Kentucky University

- WKU graduated **23 professional practice doctoral students** in 2013-14, including our first DNP students
- WKU student diversity is 15.1%, **twice the percentage in our area of geographic responsibility**
- Based on most recent data, WKU graduates **more URM and UP students** than any other comprehensive institution, and is second in LI graduates
- WKU's **net scholarships and fellowships total \$28M**



# STUDENT SUCCESS

## Western Kentucky University

- In 2013, WKU introduced **Spirit Makes the Master** and **Red Towel** scholarships, providing guaranteed awards of \$1500-\$2500 to incoming students with GPAs > 3.30 and ACT > 26
  - The number of students offered and accepting top academic scholarships increased from **297 in 2012 to 804 in 2014**
  - The number of **minority-specific awards has increased 85%** over the same time period (from 33 to 61)
  - SMM and Red Towel scholarships now account for **42% of awards**
- In 2014, WKU began offering automatic scholarships of \$1500-\$4000 per year to **KCTCS Associate's degree holders** with GPAs > 3.0
  - The number of KCTCS graduates offered and accepting these scholarships **increased 150% from last year** (121 to 303)



# RESEARCH, ECONOMIC, & COMMUNITY DEVELOPMENT

## Western Kentucky University

09

Performance Metric	Baseline	2010-11	2011-12	2012-13	2013-14	Target	Progress: Baseline to Target	
Externally-Funded Research and Development (in Thousands)	\$7,629	\$6,961	\$6,377	\$4,720	\$4,407	\$10,000	0%	
STEM+H Degrees	900	986	1,148	1,127	1,255	1,100	100%	



# RESEARCH, ECONOMIC, & COMMUNITY DEVELOPMENT

## Western Kentucky University

- WKU's 2013-14 **total research awards totaled nearly \$21M**, up from \$15M in 2012-13. 172 of 250 external grant proposals were awarded (69%)
- WKU awarded nearly **\$345K in RCAP grants** to faculty as a means of fostering the transition to external funding. Since RCAP's inception in 2010-11, 50 recipients have submitted external funding proposals, resulting in **14 awards totaling over \$1M**
- 351 students presented the results of their research and creative activities during WKU's Spring 2105 **REACH Week**



# EFFICIENCY AND INNOVATION

## Western Kentucky University

Performance Metric	Baseline	2010-11	2011-12	2012-13	2013-14	Target	Progress: Baseline to Target	
Online Learning (Percent of all credit earned through online learning)	16.8%	18.6 %	19.0%	19.3%	19.4%	19%	100+%	
Credits Earned By Degree Graduates*	139	139.9	139.9	139.6	139.6	137	0%	

23

*\*Credits earned by degree graduates includes all bachelor's degree graduates during the year. Online learning measures the percent of completed student credit hours delivered through distance learning. From baseline year through 2011-12, this metric measured credits "attempted". In 2012, the Council voted to change the metric to measure credits "earned", and this went into effect for academic year 2012-13.*

Icons do not represent a global evaluation of institutional status on an indicator; they indicate change from baseline to targeted value only. Targets set through negotiation between CPE and institution. For more information on metrics, including definitions, visit:

<http://dataportal.cpe.ky.gov/dashboard.shtm>



# EFFICIENCY AND INNOVATION

## Western Kentucky University

- Most recent data show that WKU's total credits to degree is the lowest among the eight KY public institutions
- Since 2008-09, WKU's **four-year graduation rate has increased 45%**, from 20.7% to 30.1%
- The average time to degree for first-time, full-time, baccalaureate degree students is **4.2 years**
- In the last three academic years, **study abroad enrollments have increased 34%**, from 1353 to 1814

# STRONGER by DEGREES

**Western Kentucky  
University**



**Institutional Progress Update**

**Presentation to the Council on Postsecondary Education  
by Gary Ransdell, President**

**April 17, 2015**



## President's Report

### *Fourth Annual Student Success Summit Engages Institutional Staff*

The fourth annual Kentucky Student Success Summit was held March 30-31 in Louisville and was attended by more than 250 people. The summit's theme, "Learning for the 21st Century: Higher Education's Value Commitment," underscored the importance of preparing students to engage in a world increasingly characterized by complexity, diversity and change. Debra Humphreys, vice president for policy and public engagement for the Association of American Colleges and Universities, and José Antonio Bowen, president of Goucher College and author of *Teaching Naked*, provided keynote addresses.



Dr. José Antonio Bowen

Concurrent sessions focused on career advising, e-portfolios as a pedagogical tool, integrating civic learning throughout curricula, authentic assessment of critical learning outcomes, and re-enrolling stopped-out students. Additional sessions included a panel of representatives from Kentucky postsecondary institutions involved in innovative community engagement projects, a feedback session on direction for the state's new strategic agenda, a panel discussion among representatives from Kentucky's business and industry sector, and a closing address by ECU President Michael Benson.

See photos at <https://www.flickr.com/photos/kycpe/sets/72157651698920275/> and presentations at [http://www.cpe.ky.gov/news/events/student\\_success\\_summit.htm](http://www.cpe.ky.gov/news/events/student_success_summit.htm).

### *New and Improved Modules Available to Advance Kentucky Core Academic Standards*

In addition to five updated learning modules, two new modules are now available on the Kentucky Core Academic Standards website (<http://kycorestandards.org>). The college readiness module provides information on college readiness in Kentucky, its definitions and benchmarking for readiness guidelines; successful intervention and advising programs; strategies for adult education; and developmental education and intervention program reforms for student success. The science module provides information and resources to teachers responsible for implementing the Next Generation Science Standards.

### *First Core to College Conference Held in Louisville*

Another successful event, the P-20 Partnerships for Professional Learning Convening, was held last week in Louisville. The purpose of this convening was to highlight the programs and initiatives that have successfully provided professional learning experiences to improve college readiness, student success and the professional growth and effectiveness of educators. The convening focused on the statewide collaborative work that has occurred and provided the participants the opportunity to discuss effective practices in professional learning design and delivery, challenges to sustaining and expanding P-20 Partnerships, and addressing achievement gaps and student success for all student through innovative partnerships.

### **Upcoming Programs to Benefit Underrepresented Minority Students**

Murray State University will host the 2015 Governor's Minority Student College Preparation Program conference June 15-16. The day and a half event will introduce middle and junior high school students to STEM+H activities. Students from across Kentucky will participate.

Also, Council staff is collaborating with administrators from the University of Louisville to host the 28th Annual Academically Proficient High School Jr./Sr. Diversity Conference June 19-20 at UofL's Belknap Campus. About 250-300 students and parents/guardians are expected to attend the conference, which includes sessions on college preparation, financial opportunities and tips on how to succeed in college. Participants also will attend a college and career fair.

### **New GEAR UP Resources Aid Parents in Promoting College Readiness**

A new online program called Take the LEAD will help Kentucky parents and community members support their middle and high school students in getting ready for college and a career. Developed by GEAR UP Kentucky specifically for at-risk and underserved families, Take the LEAD provides research-based coursework to help parents advise their children on their plans after high school. Participants learn about the importance of being involved in their child's education, how to interpret standardized test scores and use online tools to keep track of their child's academic progress, the different ways to pay for college and how to navigate the college admissions process. The flexible curriculum allows participants to complete a few or all the core courses needed to earn a Local Education Advocate Diploma.

### **Entrepreneurship Conference Scheduled for November**

Mark your calendar for Nov. 19-20 to attend the "Education & Entrepreneurship as Economic Engines for Kentucky" conference at ECU. The conference, co-sponsored by the Council, will focus on how entrepreneurship is a competitive advantage for higher education, the economy, and solving issues affecting the health and prosperity of Kentucky's citizens. Dr. Holden Thorp, provost at Washington University St. Louis, is confirmed as a featured speaker. More details to follow.

### **Work Progresses on Capital Plans**

Council staff has completed work on the agency's six-year capital plan, which is due April 15 in odd-numbered years. This plan is similar to the one submitted two years ago, which included capital funds for Commonwealth College technology needs, a virtual library rebuild, and several other statewide technology-related capital initiatives. The Council will take action on any specific biannual budget requests related to the agency's capital needs as part of the budget submission process in November.

Staff review of the institutions' capital plans will follow in late April, with a presentation to the Capital Planning Advisory Board (CPAB) in August. That presentation will be an opportunity to explain the need for asset preservation, renovation and new construction on the campuses and the Council's desire to give the institutions greater flexibility in determining funding for projects. In the past, the CPAB has been supportive of the Council's pooled approach to capital project funding. The recommendations of the CPAB, which includes members from all three branches of state government and citizen members, will be submitted to the Governor, the Chief Justice of the Supreme Court of Kentucky, and the General Assembly on November 1.

### **Fall 2014 Enrollment Report**

The Council's Fall 2014 enrollment analysis will be available in the next several weeks. The report includes both an analysis of one-year changes in total headcount enrollment and a review of ten-year trends. Some highlights of that analysis include the following:

From Fall 2013 to Fall 2014:

- Headcount enrollment at the public universities remained steady.
- Headcount enrollment at KCTCS institutions decreased 5.8 percent.
- Headcount enrollment at AIKCU institutions decreased 2.7 percent.
- Undergraduate and graduate level enrollment held steady, with only slight increases for most public institutions.

Over the past decade (2004-14):

- Total headcount enrollment at all public institutions increased 7.4 percent.
- Undergraduate enrollment at all institutions increased 8.9 percent.
- Graduate enrollment increased 111.4 percent.

## Commissioner Terry Holliday's Report

**Retirement Announced** – At the April 1 Kentucky Board of Education meeting, I announced my retirement as commissioner of education, effective August 31, 2015. I am humbled and very proud to end my 43 years in public education by serving the Commonwealth of Kentucky. For the last six years, it has been my honor to work with an outstanding and supportive Governor, a committed State Board of Education, steadfast partner agencies and constituent groups, a high performing Department of Education staff and passionate educators across the Commonwealth. It also has been a privilege to work with President King and the Council on Postsecondary Education in the quest to ensure an aligned system from preschool through postsecondary education.

**Kentucky's ESEA Four-Year Waiver Submission Approved** – As you are aware, KDE submitted its four-year ESEA waiver renewal application to the U.S. Department of Education the end of January. On March 31, USED announced that Kentucky's request was approved. This is a tremendous accomplishment that represents many hours of staff work and provides the state the opportunity to continue its Unbridled Learning system.

While the four-year waiver will allow many elements to be continued as well as some new ones to be implemented, the major points to note are that it offers the opportunity to:

- implement the latest revisions to the accountability system approved by the Kentucky Board of Education in February that aim to make the system more valid, reliable and fairer
- continue to use one accountability system (Unbridled Learning) for state and federal purposes focused on continuous improvement instead of having to continue the No Child Left Behind system where almost all schools would be labeled as failing
- implement a new statewide plan that will close achievement gaps through reducing the number of students scoring Novice on the state test and providing additional supports to schools and districts
- continue the focus on increasing the college- and career-readiness rate and the graduation rate
- move forward with the aligned, statewide evaluation system for teachers, principals and superintendents that stresses professional growth, effectiveness and continuous improvement
- strengthen the supports for Priority Schools (low-achieving schools) that do not exit this status in three years

**Opting-out of Common Core State Standards and Testing is NOT an Option** – As part of the campaign against the Common Core State Standards (CCSS) and standardized testing,

national pundits are urging parents to sign an opt-out form and submit it to their child's school. In Kentucky, schools and districts are not permitted to honor a parent's request to opt-out of CCSS or statewide testing.

Students may only be excused from statewide assessments upon completion and approval of the Medical Nonparticipation Form or Extraordinary Circumstances Nonparticipation Form. Guidance from the Kentucky Department of Education's Office of Guiding Support Services and General Counsel concerning the legal reasons students may not opt out of standards-based instruction or testing has been sent to school districts.

***Kentucky Board of Education Meeting Update*** - The Kentucky Board of Education recently met on April 1. Highlights of the meeting included approval of amendments to the regulation that specifies guidelines for the Professional Growth and Effectiveness System, review of the progress on the state's Teacher Equity Plan, approval of amendments to the regulation that denotes the requirements of the kindergarten screener and review of the budget process for the next biennium. The agenda and meeting materials can be found at the following link: <https://portal.ksba.org/public/Meeting.aspx?PublicAgencyID=4388&PublicMeetingID=13190&AgencyTypeID=1>.

The next meeting will occur on June 3, 2015, in Frankfort.

## 2015-16 Tuition and Mandatory Fee Recommendation Eastern Kentucky University

**ACTION:** The staff recommends that the Council approve the following 2015-16 tuition and mandatory fee rates and the requested exception to the nonresident rate floor for Eastern Kentucky University.

On March 20, 2015, Eastern Kentucky University submitted its tuition and mandatory fee proposal and tuition revenue estimates to the Council. The Council staff has reviewed the proposed rates and determined that they comply with the resident undergraduate rate ceiling approved by the Council at its April 29, 2014 meeting. Upon approval by the Council, the recommended rates will establish maximum tuition and mandatory fee charges that may be assessed to students enrolling at EKU during fall semester 2015, spring semester 2016, and summer term 2016.

### Tuition and Mandatory Fees

On April 29, 2014 the Council approved resident undergraduate tuition and mandatory fee ceilings for academic years 2014-15 and 2015-16 that do not allow rates to exceed 5 percent in any one year or to exceed 8 percent over two years. At that same meeting, the Council voted to allow the institutions to charge market competitive rates for graduate and online courses.

Rate Category	Current 2014-15 Tuition & Fees	Proposed 2015-16 Tuition & Fees	Dollar Change	One-Year Percent Change
Undergraduate				
Resident	\$7,920	\$8,150	\$230	2.9%
Nonresident	\$17,448	\$17,640	\$192	1.1%
Nonresident Multiple	2.2	2.2		
Graduate				
Resident	\$475 pch	\$500 pch	\$25	5.3%
Nonresident	\$805 pch	\$830 pch	\$25	3.1%
Rate Category	2013-14 Tuition & Fees	Proposed 2015-16 Tuition & Fees	Biennial Dollar Change	Biennial' Percent Change
Undergraduate				
Resident	\$ 7,536	\$ 8,150	\$ 614	8.1%

<sup>1</sup> The actual 2015-16 ceiling may slightly exceed 8% above the 2013-14 base rates due to the effect of compounding.

As can be seen in the table on the previous page, the proposal that the Eastern Kentucky University submitted to the Council on March 20 complies with the one year 5 percent ceiling and the two year 8 percent ceiling.

Attachment A contains additional categories and 2015-16 rates for undergraduate resident and nonresident part-time students (per credit hour charge); for graduate resident and nonresident part-time students (per credit hour charge); for undergraduate and graduate students enrolled in online justice and safety programs and other online programs (per credit hour charge); for graduate students in the Education, Nursing Practice, and Occupational Therapy programs; EKU Now (high school dual credit); and for undergraduate nonresident students from targeted areas.

### **Estimated Tuition Revenue**

EKU officials estimate that their proposed 2015-16 tuition and mandatory fee charges for all categories of students (i.e., every academic level, residency, and full-time or part-time status) will generate about \$139.7 million in gross tuition and fee revenue, an increase of about \$556 thousand or 0.4 percent over the previous year (see Attachment B).

### **Nonresident Rate Exceptions**

At its April 29, 2014 meeting, the Council voted to maintain the existing floor for nonresident, undergraduate tuition and mandatory fees of at least two times the resident undergraduate rate. The Council also reinforced its practice of allowing institutions to request exceptions to this policy when they submit their 2015-16 tuition and fee rates for final Council action.

On March 13, 2015, Council staff asked the institutions to identify categories of nonresident students that they desire to charge less than two times the resident rate and provide a brief explanation for the reduced charge. EKU is requesting an exception to the nonresident rate floor for its undergraduate nonresident targeted areas rate. The proposed 2015-16 targeted areas rate is \$15,840, or 1.94 times the resident rate. Attachment C contains a brief description of this rate category, as well as, the rationale for EKU's exception request. The Council staff recommends approval of this nonresident rate as proposed by the university.

Staff preparation by Bill Payne and Scott Boelscher

**Proposed 2015-16 Tuition and Mandatory Fee Charges  
Eastern Kentucky University**

**ATTACHMENT A**

<u>Category</u>	<u>Fall 2015</u>	<u>Spring 2016</u>	<u>Annual 2015-16</u>	<u>Summer 2016</u>	<u>Winter 2015</u>
<i>Undergraduate</i>					
Resident					
Full-time (12 credit hours and above)	\$ 4,075	\$ 4,075	\$ 8,150		
Per Credit Hour	340	340		340	
Nonresident					
Full-time (12 credit hours and above)	8,820	8,820	\$ 17,640		
Per Credit Hour	735			735	
Nonresident - Targeted Areas					
Full-time	7,920	7,920	\$ 15,840		
Per Credit Hour	660	660		660	
Online Courses (per credit hour)	400	400		400	400
<i>Online Programs</i>					
General Education	400	400		400	400
Child & Family Services	400	400		400	400
Corrections and Juvenile Justice	400	400		400	400
Emergency Medical Care	400	400		400	400
Fire Arson Explosion Investigation	400	400		400	400
Fire Protection Administration Online	400	400		400	400
Fire Protection and Safety Engineering Technology	400	400		400	400
Homeland Security	400	400		400	400
Occupational Safety	400	400		400	400
Paralegal	400	400		400	400
Police Studies	400	400		400	400
Political Science	400	400		400	400
Psychology	400	400		400	400
RN to BSN	425	425		425	425
Other	400	400		400	400
<i>Graduate - Master's</i>					
Resident					
Full-time					
Per Credit Hour	500	500		500	
Nonresident					
Full-time					
Per Credit Hour	830	830		830	
Online Courses (per credit hour)	500	500		500	500
<i>Online Programs (per credit hour)</i>					
Adult, Juvenile and Community Correction Leadership	600	600		600	600
Construction Management	600	600		600	600
Deaf and Hard of Hearing (DHH)	500	500		500	500
Director of Pupil Personnel Endorsement Program	500	500		500	500
Family Nurse Practitioner	625	625		625	625
Gifted Education	500	500		500	500
Instructional Leadership	500	500		500	500
Instructional Supervisor Endorsement Program	500	500		500	500
Interdisciplinary Early Childhood Education (IECE)	500	500		500	500
Learning and Behavior Disordered	500	500		500	500
Library Science	500	500		500	500
Literacy (Reading Writing)	500	500		500	500
Middle Grades Education	500	500		500	500
Music	600	600		600	600
Nursing Management	625	625		625	625
Principal Certification Program	500	500		500	500
Psychiatric Mental Health Nurse Practitioner	500	500		500	500
Public Administration	600	600		600	600
Safety, Security and Emergency Management	600	600		600	600
Superintendent Endorsement Program	500	500		500	500
Other	600	600		600	600
<i>Graduate - Doctorate (per credit hour)</i>					
Doctorate in Education	550	550		550	550
Doctorate Nursing Practice	630	630		630	630
Doctorate in Occupational Therapy	625	630		630	630
Doctorate in Psychology	625	625		625	625
<i>EKU Now (High School)</i>					
Per Credit Hour	65	65		65	65



## ATTACHMENT B

Estimated 2015-16 Gross Tuition and Mandatory Fee Revenue  
Eastern Kentucky University

<i>Category</i>	Estimated 2014-15	Estimated 2015-16
<i>Undergraduate</i>		
Resident		
Fall	\$ 38,104,869	\$ 38,949,888
Spring	\$ 34,294,630	\$ 34,675,866
Summer	\$ 3,975,703	\$ 3,297,397
Nonresident		
Fall	\$ 7,346,248	\$ 8,680,061
Spring	\$ 6,896,511	\$ 8,159,519
Summer	\$ 792,836	\$ 607,783
Targeted		
Fall	\$ 3,162,451	\$ 1,625,439
Spring	\$ 2,654,589	\$ 1,201,120
Summer	\$ 593,428	\$ 472,194
Online Courses		
Fall	\$ 3,059,883	\$ 2,719,899
Spring	\$ 3,090,671	\$ 2,901,420
Summer	\$ 2,319,919	\$ 2,627,304
Winter	\$ -	\$ 250,000
Online Programs		
Fall	\$ 4,466,356	\$ 4,490,000
Spring	\$ 4,446,257	\$ 4,640,000
Summer	\$ 1,220,069	\$ 802,500
<i>Graduate - Master's</i>		
Resident		
Fall	\$ 3,324,381	\$ 3,376,264
Spring	\$ 3,470,271	\$ 3,422,261
Summer	\$ 1,650,359	\$ 1,325,251
Nonresident		
Fall	\$ 1,163,010	\$ 1,322,054
Spring	\$ 1,136,582	\$ 1,191,061
Summer	\$ 636,386	\$ 466,659
Online Courses		
Fall	\$ 593,634	\$ 548,796
Spring	\$ 601,636	\$ 535,179
Summer	\$ 631,164	\$ 804,975
Winter	\$ -	\$ 10,000
Online Programs		
Fall	\$ 3,331,755	\$ 3,750,000
Spring	\$ 3,549,630	\$ 3,950,000
Summer	\$ 1,402,695	\$ 1,795,000
<i>Graduate - Doctorate</i>		
Non residency		
Fall	\$ 275,100	\$ 266,960
Spring	\$ 265,100	\$ 285,062
Summer	\$ 175,100	\$ 127,829
Online Programs		
Fall	\$ 204,350	\$ 175,000
Spring	\$ 224,480	\$ 175,000
Summer	\$ 96,990	\$ 75,000
	<u>\$ 139,157,043</u>	<u>\$ 139,702,741</u>

## Eastern Kentucky University

### UNDERGRADUATE NON-RESIDENT RATE Exception Request (Continuation)

---

*Eastern Kentucky University has traditionally offered two types of undergraduate non-resident rates: non-resident and targeted. Eastern Kentucky has been working over the last three academic years to phase out the existing targeted tuition rate and just offer one non-resident rate. For the 2015-16 academic year, the rates are proposed as follows:*

	<i>Semester</i>	<i>Multiplier</i>
<i>Non Resident Targeted</i>	<i>\$7,920</i>	<i>1.94</i>
<i>Non Resident</i>	<i>\$8,820</i>	<i>2.16</i>

It is the expectation that by 2016-17, Eastern Kentucky no longer have to offer a non-resident targeted rate for continuing students because they will have earned their degree.

EKU requests an exception to the undergraduate nonresident rate multiplier of 2.0 for the **non-resident targeted area**. For a student to qualify for this non-resident targeted tuition, students must meet the criteria for full admission with a minimum of 2.0 GPA on a 4.0 scale (this includes transfer students) and meet at least one of the following three criteria:

1. Be the child of an ECU graduate who received an associates, bachelors, or masters degree.
2. Be any high ability student who has a cumulative GPA of 3.0 or higher on a 4.0 scale, and a composite ACT score of 25 or higher, with no sub-score below 18 in English, Math, or Reading.
3. Be a continuing student and live in a designated/targeted county in a state bordering Kentucky.

In fall 2015, there were 266 students that received the non-resident targeted rate.

	<i># of Students</i>
<i>New Freshman</i>	<i>0</i>
<i>New Transfer</i>	<i>0</i>
<i>Continuing</i>	<i>266</i>
<i>Returning/Readmit</i>	<i>0</i>
<i>TOTAL TARGETED</i>	<i>266</i>

Breakdown by state of students receiving non-resident targeted rate.

State	# of Students
AL	2
AR	2
AZ	4
BC	1
CA	5
CT	2
DE	1
FL	4
GA	5
IA	1
ID	2
IL	8
IN	26
KS	1
MA	1
MD	5
ME	1
MI	1
MN	1
MO	2
MS	1
NC	3
NJ	1
NM	1
NY	3
OH	138
OR	1
PA	6
RI	1
SC	4
TN	12
TX	5
UT	2
VA	8
WA	2
WI	1
WV	2
TOTAL TARGETED	266

## 2015-16 Tuition and Mandatory Fee Recommendation Murray State University

**ACTION:** The staff recommends that the Council approve the following 2015-16 tuition and mandatory fee rates for Murray State University.

On March 14, 2015, Murray State University submitted its tuition and mandatory fee proposal and tuition revenue estimates to the Council. The Council staff has reviewed the proposed rates and determined that they comply with the resident undergraduate rate ceiling approved by the Council at its April 29, 2014 meeting. Upon approval by the Council, the recommended rates will establish maximum tuition and mandatory fee charges that may be assessed to students enrolling at MuSU during fall semester 2015, spring semester 2016, and summer term 2016.

### Tuition and Mandatory Fees

On April 29, 2014 the Council approved resident undergraduate tuition and mandatory fee ceilings for academic years 2014-15 and 2015-16 that do not allow rate increases to exceed 5 percent in any one year or to exceed 8 percent over two years. At that same meeting, the Council voted to allow the institutions to charge market competitive rates for graduate and online courses.

Rate Category	Current 2014-15 Tuition & Fees	Proposed 2015-16 Tuition & Fees	Dollar Change	One-Year Percent Change
Undergraduate				
Resident	\$7,392	\$7,608	\$216	2.9%
Nonresident	\$20,112	\$20,712	\$600	3.0%
Nonresident Multiple	2.7	2.7		
Graduate				
Resident	\$468 pch	\$482 pch	\$14	3.0%
Nonresident	\$1,318 pch	\$1,358 pch	\$40	3.0%
Rate Category	2013-14 Tuition & Fees	Proposed 2015-16 Tuition & Fees	Biennial Dollar Change	Biennial Percent Change
Undergraduate				
Resident	\$ 7,044	\$ 7,608	\$ 564	8.0%

As can be seen in the table on the previous page, the proposal that Murray State University submitted to the Council on March 14 is in compliance with the one year 5 percent ceiling and the two year 8 percent ceiling.

Attachment A contains additional categories and rates for undergraduate resident and nonresident part-time students (per-credit-hour rate); graduate resident and nonresident part-time students (per-credit-hour rate); Doctor of Nursing Practice; and undergraduate and graduate WEB courses. The Council staff recommends approval of rates in these additional categories as proposed by the university.

### **Estimated Tuition Revenue**

MuSU officials estimate that their proposed 2015-16 tuition and mandatory fee charges for all categories of students (i.e., every academic level, residency, and full-time or part-time status) will generate about \$119.2 million in gross tuition and fee revenue, an increase of about \$3.5 million or 3 percent over the previous year (see Attachment B).

### **Nonresident Rate Exceptions**

At its April 29, 2014 meeting, the Council voted to maintain the existing floor for nonresident undergraduate tuition and mandatory fees of at least two times the resident undergraduate rate. The Council also reinforced its practice of allowing institutions to request exceptions to this policy when they submit their 2015-16 tuition and fee rates for final Council action.

On March 13, 2015, Council staff provided Kentucky's public postsecondary institutions with templates for submitting their respective tuition and mandatory fee proposals and tuition and fee revenue estimates to the Council. As part of that correspondence, campus officials were asked to identify categories of nonresident students that they desire to charge less than two times the resident rate and provide a brief explanation for the reduced charge.

Murray State University is not requesting any exceptions to the nonresident rate floor established by the Council. The university's proposed 2015-16 full-time, nonresident, undergraduate tuition and fee charge is \$20,712, which is 2.7 times the resident rate and exceeds the established floor.

Staff preparation by Bill Payne and Scott Boelscher

**Proposed 2015-16 Tuition and Mandatory Fee Charges  
Murray State University**

<u>Category</u>	<u>Fall 2015</u>	<u>Spring 2016</u>	<u>Annual 2015-16</u>	<u>Summer 2016</u>
<i>Undergraduate</i>				
Resident				
Full-time (12 credit hours and above)	\$3,804	\$3,804	\$7,608	
Per Credit Hour	317.00	317.00		317.00
(WEB Courses Resident) Per Credit Hour	399.00	399.00		399.00
Nonresident				
Full-time (12 credit hours and above)	10,356	10,356	20,712	
Per Credit Hour	863.00	863.00		863.00
(WEB Courses Resident) Per Credit Hour	399.00	399.00		399.00
<i>Graduate</i>				
Resident				
Full-time				
Per Credit Hour	482.00	482.00		482.00
(WEB Courses Resident) Per Credit Hour	613.00	613.00		613.00
Nonresident				
Full-time				
Per Credit Hour	1,358.00	1,358.00		1,358.00
(WEB Courses Resident) Per Credit Hour	613.00	613.00		613.00
Doctor of Nursing Practice				
Resident (per Credit Hour)	601.00	601.00		601.00
Nonresident (Per Credit Hour)	879.50	879.50		879.50
(WEB Courses Resident) Per Credit Hour	768.00	768.00		768.00

ATTACHMENT B

Estimated 2015-16 Gross Tuition and Mandatory Fee Revenue  
Murray State University

<i>Category</i>	Estimated 2014-15	Estimated 2015-16
<i>Undergraduate</i>		
Resident	\$ 35,100,490	\$ 36,153,505
Nonresident	50,863,601	52,389,509
Online	7,173,583	7,388,790
<i>Graduate</i>		
Resident	4,248,771	4,376,234
Nonresident	11,812,654	12,167,034
Online	5,670,297	5,840,406
<i>Doctor of Nursing Practice</i>		
Resident	180,611	186,029
Nonresident	35,472	36,536
Online	639,417	703,358
 <i>Total</i>	\$ 115,724,896	\$ 119,241,401

## 2015-16 Tuition and Mandatory Fee Recommendation Northern Kentucky University

**ACTION:** The staff recommends that the Council approve the following 2015-16 tuition and mandatory fee rates and requested exceptions to the nonresident rate floor for Northern Kentucky University.

On March 31, 2015, Northern Kentucky University submitted its tuition and mandatory fee proposal and tuition revenue estimates to the Council. The Council staff has reviewed the proposed rates and determined that they comply with the resident undergraduate rate ceiling approved by the Council at its April 29, 2014 meeting. Upon approval by the Council, the recommended rates will establish maximum tuition and mandatory fee charges that may be assessed to students enrolling at NKU during fall semester 2015, spring semester 2016, and summer term 2016.

### Tuition and Mandatory Fees

On April 29, 2014 the Council approved resident undergraduate tuition and mandatory fee ceilings for academic years 2014-15 and 2015-16 that do not allow rate increases at the comprehensive universities to exceed 5 percent in any one year or to exceed 8 percent over two years. At that same meeting, the Council voted to allow the institutions to charge market competitive rates for graduate and online courses.

Rate Category	Current 2014-15 Tuition & Fees	Proposed 2015-16 Tuition & Fees	Dollar Change	One-Year Percent Change
Undergraduate				
Resident	\$8,472	\$8,736	\$264	3.1%
Nonresident	\$16,944	\$17,472	\$528	3.1%
Nonresident Multiple	2.0	2.0		
Graduate				
Resident	\$518 pch	\$534 pch	\$16	3.1%
Nonresident	\$797 pch	\$822 pch	\$25	3.1%
Rate Category	2013-14 Tuition & Fees	Proposed 2015-16 Tuition & Fees	Biennial Dollar Change	Biennial Percent Change
Undergraduate				
Resident	\$ 8,088	\$ 8,736	\$ 648	8.0%

*Note: Tuition and fees shown above do not include Special Use Fees (i.e., \$12 pch in AY14; \$16 pch in AY15 and AY16 up to and including the 12th credit hour).*



As can be seen in the table on the previous page, the proposal that Northern Kentucky University submitted to the Council on March 31 is in compliance with the one year 5 percent ceiling and the two year 8 percent ceiling.

Attachment A contains additional categories and rates including rates for undergraduate resident, nonresident, Metro, Indiana, PACE Program, and online students; graduate resident, nonresident, Ohio/Indiana, and online students; online programs; and business, law, and education doctorate and first professional programs. CPE staff recommends approval of rates in these additional categories as proposed by the university.

### **Estimated Tuition Revenue**

NKU officials estimate that their proposed 2015-16 tuition and mandatory fee charges for all categories of students (i.e., every academic level, residency, and full-time or part-time status) will generate about \$137.1 million in gross tuition and fee revenue (not including \$4.6 million in estimated revenue generated by NKU's student endorsed Special Use Fee), an increase of \$3.3 million or 2.5 percent over the previous year (see Attachment B).

### **Nonresident Rate Exceptions**

At its April 29, 2014 meeting, the Council voted to maintain the existing floor for nonresident undergraduate tuition and mandatory fees of at least two times the resident undergraduate rate. The Council also reinforced its practice of allowing institutions to request exceptions to this policy when they submit their 2015-16 tuition and fee rates for final Council action.

On March 13, 2015, Council staff provided Kentucky's public postsecondary institutions with templates for submitting their respective tuition and mandatory fee proposals and tuition and fee revenue estimates to the Council. As part of that correspondence, institutions were asked to identify categories of nonresident students that they desire to charge less than two times the resident rate and provide a brief explanation for the reduced charge.

In line with what NKU proposed and the Council approved last year (i.e., 2014-15), Northern Kentucky University is requesting exceptions to the nonresident rate floor for their undergraduate Metropolitan rate and their Program for Adult-Centered Education (PACE) rate. The proposed 2015-16 undergraduate Metropolitan rate is \$13,200, or 1.51 times the resident rate. The proposed 2015-16 PACE rate is \$389 per credit hour, or 1.07 times the resident rate. Attachment C contains brief descriptions of these rate categories, as well as, the rationale for NKU's exception requests. The CPE staff recommends approval of these nonresident rates as proposed by the university.

Staff preparation by Bill Payne and Scott Boelscher

**Proposed 2015-16 Tuition and Mandatory Fee Charges  
Northern Kentucky University**

<b>Category-Tuition</b>	<b>Fall 2015</b>	<b>Spring 2016</b>	<b>Annual 2015-16</b>	<b>Summer 2016</b>	<b>Winter 2015</b>
<b>Undergraduate</b>					
<i>Resident</i>					
Full-time (12-16 credit hours)	4,368	4,368	8,736		
Per Credit Hour	364	364		353	364
<i>Metro</i>					
Full-time (12-16 credit hours)	6,600	6,600	13,200		
Per Credit Hour	550	550		539	550
<i>Indiana Rate</i>					
Full-time (12-16 credit hours)	4,404	4,404	8,808		
Per Credit Hour	367	367		367	367
<i>Nonresident</i>					
Full-time (12-16 credit hours)	8,736	8,736	17,472		
Per Credit Hour	728	728		706	728
<i>Resident and Nonresident Online</i>					
Per Credit Hour	399	399	N/A	388	399
<i>Resident and Nonresident - PACE Program</i>					
Per Credit Hour	389	389	N/A	378	389
<b>Graduate</b>					
<i>Resident</i>					
Per Credit Hour	534	534	N/A	518	534
<i>Ohio/Indiana</i>					
Per Credit Hour	643	643	N/A	630	643
<i>Nonresident</i>					
Per Credit Hour	822	822	N/A	797	822
<i>Nonresident &amp; Resident - Online</i>					
Per Credit Hour	574	574	N/A	558	574
<b>Graduate - Master of Education</b>					
	518	518	N/A	518	518
<b>Business Graduate</b>					
<i>Resident</i>					
Per Credit Hour	602	602	N/A	584	602
<i>Ohio/Indiana</i>					
Per Credit Hour	708	708	N/A	694	708
<i>Nonresident</i>					
Per Credit Hour	982	982	N/A	952	982
<b>College of Health Professions (Nursing Grad Cohort Programs)</b>					
<i>Doctorate of Nurse Practitioner</i>					
Per Credit Hour	623	623	N/A	599	623
<i>Master of Nursing Degrees (Cohort Offsite Rates)</i>					
Per Credit Hour	597	597	N/A	574	597
<b>Law</b>					
<i>Resident</i>					
Full-time (13 - 16 credit hours)	8,788	8,788	17,576		
Per Credit Hour	676	676		656	676
<i>Nonresident</i>					
Full-time (13 - 16 credit hours)	14,209	14,209	28,418		
Per Credit Hour	1,093	1,093		1,061	1,093
<b>School Based Scholars (High School Students)</b>					
	225	225		225	225
<b>Education Doctorate (per credit hour)</b>					
<i>Resident</i>					
	634	634	N/A	N/A	634
<i>Ohio/Indiana</i>					
	743	743	N/A	N/A	743
<i>Nonresident</i>					
	922	922	N/A	N/A	922
<b>Executive Leadership &amp; Organizational Change (ELOC) - Two Year Cohort Rate</b>					
	N/A	N/A	16,250	N/A	N/A
<b>Category-Mandatory Fee (Special Use Fee)</b>					
<i>Special Use Fee (Campus Recreation Fee)</i>					
Per Credit Hour (caps at 12 hours)	16	16	N/A	16	16

Estimated 2015-16 Gross Tuition and Mandatory Fee Revenue  
Northern Kentucky University

<i>Category - Tuition</i>	Estimated Year End 2014-15	Estimated 2015-16
<b><i>Undergraduate</i></b>		
Resident	56,324,600	58,014,000
Metro	29,567,300	30,402,300
Nonresident	10,834,600	11,109,600
School Based Scholars	507,700	507,700
PACE	3,198,200	3,294,200
Indiana Rate	2,807,900	2,707,900
Ohio Reciprocity	2,864,100	2,910,000
On-Line	6,202,500	6,388,600
<b><i>Graduate</i></b>		
Resident	4,037,600	4,158,700
Ohio/Indiana (was metro)	2,644,100	2,696,900
Nonresident	689,100	710,400
On-Line	2,945,700	3,034,100
<b><i>Business Graduate</i></b>		
Resident	702,600	723,600
Ohio/Indiana (was metro)	401,800	409,800
Nonresident	27,500	28,300
ELOC Program	722,600	734,500
<b><i>First-Professional</i></b>		
Resident	4,053,900	4,075,500
Nonresident	4,425,600	4,358,400
<b><i>Doctorate</i></b>		
Resident	319,400	320,400
Ohio/Indiana	234,600	240,500
<b><i>Executive Doctorate</i></b>	106,600	109,800
<b>Dr. Online (Dr of Nurse Practitioner)</b>	155,200	160,000
<b><i>Total Gross Tuition</i></b>	133,773,200	137,095,200
<b><i>Category - Mandatory Fee</i></b>		
Special Use Fee (Campus Rec Fee)	4,610,300	4,610,300
<b>TOTAL TUITION AND MANDATORY FEES</b>	<b>138,383,500</b>	<b>141,705,500</b>

# Northern Kentucky University

## Rationale for Exception Requests

---

### **UNDERGRADUATE METROPOLITAN RATE**

*Exception Request (Continuation): assess a non-resident rate that is 1.51 times the resident rate for students from the Ohio area market (counties: Adams, Brown, Butler, Champaign, Clark, Clermont, Clinton, Darke, Delaware, Fairfield, Fayette, Franklin, Greene, Highland, Hamilton, Licking, Madison, Miami, Montgomery, Pickaway, Pike, Preble, Ross, Scioto, Union, and Warren).*

*Average number of students projected for Fall/Spring 2015-16: 2,507 students*

NKU requests continuation of the Metro tuition rate to allow NKU to remain competitive in our Ohio market, maintain our financial base, and continue our current proportion of resident to non-resident students. Given our low levels of state funding relative to other comprehensive institutions and our dependence on non-resident tuition dollars for nearly 40% of our overall tuition revenue, NKU cannot afford to jeopardize this source of funding and risk fiscal instability should these students decide to transfer to other institutions in our very competitive regional market. Such a loss would result in a substantial compromise of quality, especially given the high costs of operating in an urban environment. By continuing the Metro rate, our full-time annual Metro tuition rate will be more than \$1,980 more than the University of Cincinnati resident rate. At the recommended rate, Ohio residents from the targeted counties will still pay roughly \$17,856 more for their four-year degree than Kentucky residents. This exception applies to 18% of our overall undergraduate population.

In addition, continuation of the Metro tuition rate will allow NKU to continue to attract and retain students which enhance diversity while progressing towards meeting Northern Kentucky labor needs. NKU recognizes that it will not attain enrollment goals set by CPE solely on Kentucky residents.

### **PACE (PROGRAM FOR ADULT-CENTERED EDUCATION) RATE (CONTINUATION)**

*Exception Request (Continuation): assess resident rates to non-resident students in the PACE program*

*Average number of student projected for Fall/Spring 2015-16: 5 nonresident students*

NKU wishes to continue offering resident rates to non-resident PACE program participants. Given NKU's location in a tri-state economic region, the PACE program is designed to serve adults who both live and work in Kentucky, live in Kentucky and work in Ohio or Indiana, and live in Ohio or Indiana but work in Kentucky. Since the PACE program is self-supporting, the revenue generated by non-resident students subsidizes the program and helps pay for fixed costs (primarily faculty salaries). Without this revenue, it would not be feasible to offer the program on a self-supporting basis to Kentucky adults. A market analysis of other programs within the region suggests that charging the regular non-resident rate would price the program out of the market. No Kentucky resident has been denied access to the PACE program due to space limitations resulting from non-resident enrollments.

## 2015-16 Tuition and Mandatory Fee Recommendation University of Kentucky

**ACTION:** The staff recommends that the Council approve the following 2015-16 tuition and mandatory fee rates for the University of Kentucky.

On March 20, 2015, the University of Kentucky submitted its tuition and mandatory fee proposal and tuition revenue estimates to the Council. The Council staff has reviewed the proposed rates and determined that they comply with the resident undergraduate rate ceiling approved by the Council at its April 29, 2014 meeting. Upon approval by the Council, the recommended rates will establish maximum tuition and mandatory fee charges that may be assessed to students enrolling at UK during fall semester 2015, spring semester 2016, and summer term 2016.

### Tuition and Mandatory Fees

On April 29, 2014 the Council approved resident undergraduate tuition and mandatory fee ceilings for academic years 2014-15 and 2015-16 that do not allow rate increases to exceed 5 percent in any one year or to exceed 8 percent over two years. At that same meeting, the Council voted to allow the institutions to charge market competitive rates for graduate and online courses.

Rate Category	Current 2014-15 Tuition & Fees	Proposed 2015-16 Tuition & Fees	Dollar Change	One-Year Percent Change
Undergraduate <sup>1</sup>				
Resident	\$10,616	\$10,936	\$320	3.0%
Nonresident	\$22,888	\$24,268	\$1,380	6.0%
Nonresident Multiple	2.2	2.2		
Graduate				
Resident	\$11,312	\$11,652	\$340	3.0%
Nonresident	\$24,664	\$26,154	\$1,490	6.0%
Rate Category	2013-14 Tuition & Fees	Proposed 2015-16 Tuition & Fees	Biennial Dollar Change	Biennial <sup>1</sup> Percent Change
Undergraduate <sup>1</sup>				
Resident	\$ 10,110	\$ 10,936	\$ 826	8.2%

<sup>1</sup> The actual 2015-16 ceiling may slightly exceed 8% above the 2013-14 base rates due to the effect of compounding.

As can be seen in the table on the previous page, the proposal that the University of Kentucky submitted to the Council on March 20 complies with the one year 5 percent ceiling and the two year 8 percent ceiling.

Attachment A contains additional categories and rates including rates for undergraduate resident and nonresident part-time students (per credit hour charge); for graduate resident and nonresident part-time students (per credit hour charge); and for graduate programs in law, medicine, dentistry, pharmacy, professional doctoral, MBA, and doctorate of physical therapy. The Council staff recommends approval of rates in these additional categories as proposed by the university.

### **Estimated Tuition Revenue**

UK officials estimate that their proposed 2015-16 tuition and mandatory fee charges for all categories of students (i.e., every academic level, residency, and full-time or part-time status) will generate about \$439.1 million in gross tuition and fee revenue, an increase of about \$28.1 million or 6.8 percent over the previous year (see Attachment B).

### **Nonresident Rate Exceptions**

At its April 29, 2014 meeting, the Council voted to maintain the existing floor for nonresident undergraduate tuition and mandatory fees of at least two times the resident undergraduate rate. The Council also reinforced its practice of allowing institutions to request exceptions to this policy when they submit their 2015-16 tuition and fee rates for final Council action.

On March 13, 2015, Council staff provided Kentucky's public postsecondary institutions with templates for submitting their respective tuition and mandatory fee proposals and tuition and fee revenue estimates to the Council. As part of that correspondence, institutions were asked to identify categories of nonresident students that they desire to charge less than two times the resident rate and provide a brief explanation for the reduced charge.

The University of Kentucky is not requesting any exceptions to the nonresident undergraduate rate floor established by the Council. The university's proposed 2015-16 full-time, nonresident rate for undergraduate students is \$24,268 (an average of upper- and lower-division nonresident rates), which is 2.2 times the in-state rate and exceeds the established floor.

Staff preparation by Bill Payne and Scott Boelscher

Proposed 2015-16 Tuition and Mandatory Fee Charges  
University of Kentucky

ATTACHMENT A

<i>Category</i>	Fall 2015	Spring 2016	Annual 2015-16	Summer 2016
<i>Undergraduate (Lower Division)</i>				
Resident				
Full-time (12 credit hours and above)	\$ 5,390	\$ 5,390	\$ 10,780	
Per Credit Hour	\$ 436	\$ 436		\$ 436
Nonresident				
Full-time (12 credit hours and above)	\$ 12,052	\$ 12,052	\$ 24,104	
Per Credit Hour	\$ 991	\$ 991		\$ 991
Online	*	*		*
<i>Undergraduate (Upper Division)</i>				
Resident				
Full-time (12 credit hours and above)	\$ 5,546	\$ 5,546	\$ 11,092	
Per Credit Hour	\$ 449	\$ 449		\$ 449
Nonresident				
Full-time (12 credit hours and above)	\$ 12,216	\$ 12,216	\$ 24,432	
Per Credit Hour	\$ 1,005	\$ 1,005		\$ 1,005
Online	*	*		*
<i>Graduate</i>				
Resident				
Full-time	\$ 5,826	\$ 5,826	\$ 11,652	
Per Credit Hour	\$ 617	\$ 617		\$ 617
Online	*	*		*
Nonresident				
Full-time	\$ 13,077	\$ 13,077	\$ 26,154	
Per Credit Hour	\$ 1,423	\$ 1,423		\$ 1,423
Online	*	*		*
<i>Master of Business Administration (MBA)</i>				
<i>Evening and part-time students</i>				
Resident				
Full-time	6,733	6,733	\$ 13,466	
Per Credit Hour	\$ 718	\$ 718		\$ 718
Nonresident				
Full-time	\$ 15,613	\$ 15,613	\$ 31,226	
Per Credit Hour	\$ 1,704	\$ 1,704		\$ 1,704
<i>Master, Professional</i>				
Resident				
Full-time	\$ 6,107	\$ 6,107	\$ 12,214	
Per Credit Hour	\$ 648	\$ 648		\$ 648
Nonresident				
Full-time	\$ 13,376	\$ 13,376	\$ 26,752	
Per Credit Hour	\$ 1,456	\$ 1,456		\$ 1,456
<i>Master, Health Professional</i>				
Resident				
Full-time	\$ 6,276	\$ 6,276	\$ 12,552	
Per Credit Hour	\$ 667	\$ 667		\$ 667
Nonresident				
Full-time	\$ 13,555	\$ 13,555	\$ 27,110	
Per Credit Hour	\$ 1,474	\$ 1,474		\$ 1,474
<i>Law</i>				
Resident				
Full-time	\$ 10,809	\$ 10,809	\$ 21,618	
Per Credit Hour	\$ 1,057	\$ 1,057		\$ 1,057
Nonresident				
Full-time	\$ 20,418	\$ 20,418	\$ 40,836	
Per Credit Hour	\$ 2,018	\$ 2,018		\$ 2,018
<i>Medicine</i>				
<i>Students - entering classes of fall 2011</i>				
Resident			\$ 31,907	
Nonresident			\$ 58,553	

Proposed 2015-16 Tuition and Mandatory Fee Charges  
University of Kentucky

ATTACHMENT A

Category	Fall 2015	Spring 2016	Annual 2015-16	Summer 2016
<i>Students - entering classes of fall 2012</i>				
Resident			\$ 32,889	
Nonresident			\$ 60,272	
<i>Students - entering classes of fall 2013</i>				
Resident			\$ 33,870	
Nonresident			\$ 62,073	
<i>Students - entering classes of fall 2014</i>				
Resident			\$ 34,888	
Nonresident			\$ 63,948	
<i>Students - entering classes of fall 2015</i>				
Resident			\$ 35,929	
Nonresident			\$ 65,861	
<i>Reduced Curriculum load</i>				
Resident			\$ 18,677	
Nonresident			\$ 33,643	
<i>Dentistry</i>				
Resident			\$ 31,088	
Nonresident			\$ 63,472	
<i>Reduced Curriculum load</i>				
Resident			\$ 16,256	
Nonresident			\$ 32,448	
<i>Doctor of Pharmacy*</i>				
<i>Students - entering class of 2011</i>				
Resident			\$ 24,514	
Nonresident			\$ 44,438	
<i>Students - entering class of 2012</i>				
Resident			\$ 25,808	
Nonresident			\$ 46,828	
<i>Students - entering classes of 2013, 2014, and 2015</i>				
Resident			\$ 26,448	
Nonresident			\$ 48,028	
<i>Reduced curriculum load</i>				
Resident			\$ 13,918	
Non-Resident			\$ 24,708	
<i>Professional Doctoral</i>				
Resident				
Full-time	\$ 7,596	\$ 7,596	\$ 15,192	
Per Credit Hour	\$ 814	\$ 814		\$ 814
Nonresident				
Full-time	\$ 18,068	\$ 18,068	\$ 36,136	
Per Credit Hour	\$ 1,977	\$ 1,977		\$ 1,977
<i>Master of Business Administration (MBA)</i>				
<i>Full-time students in the "Day" Program</i>				
Resident			\$ 12,248	
Nonresident			\$ 26,964	
<i>Doctorate of Physical Therapy</i>				
Resident			\$ 18,892	
Nonresident			\$ 45,074	
UK-UofL Join Executive Master in Business Administration			\$ 67,500	

\* Students enrolled in only online distance learning courses during the fall and spring semesters will be charged the Kentucky resident rate regardless of residency status. Students enrolled in undergraduate online distance learning courses during intersessions (e.g. summer and winter terms) will be charged based on their residency status.



Estimated 2015-16 Gross Tuition and Mandatory Fee Revenue  
University of Kentucky

<i>Category</i>	Estimated 2014-15	Estimated 2015-16
<i>Undergraduate</i>		
Resident	\$ 145,148,800	\$ 145,460,600
Nonresident	120,321,800	140,030,600
<i>Graduate</i>		
Resident	24,809,200	25,250,900
Nonresident	37,370,400	41,408,800
<i>First-Professional</i>		
Resident	33,891,100	34,929,700
Nonresident	20,955,000	22,654,600
Mandatory Fees	28,506,100	29,361,300
<b><i>Total</i></b>	<b>\$ 411,002,400</b>	<b>\$ 439,096,500</b>

## Special Use Fee Exception Request Eastern Kentucky University

**ACTION:** The Council staff recommends that the Council approve an exception to its 2015-16 resident undergraduate tuition and mandatory fee rate ceiling, allowing a student endorsed fee of \$150 per semester for full-time students (prorated for part-time students) assessed by Eastern Kentucky University to exceed the ceiling.

On March 21, 2015, Eastern Kentucky University students and administrators submitted a special use fee exception request to the Council for its consideration and action. Council staff has reviewed the proposed project and fee information contained in their submission and determined that the request meets the requirements of the Special Use Fee Exception Policy adopted by the Council at its April 28, 2011 meeting.

### Background

On April 28, 2011, the Council on Postsecondary Education approved a Special Use Fee Exception Policy that allows students and institutions to request an exemption from a Council approved tuition and fee rate ceiling for student endorsed fees that meet certain policy provisions. According to the policy:

A student endorsed fee is a mandatory flat-rate fee, that has been broadly discussed, voted on, and requested by students and adopted by an institution's governing board, the revenue from which may be used to pay debt service and operations and maintenance expenses on new facilities, or capital renewal and replacement costs on existing facilities and equipment, that support student activities and services, such as student unions, fitness centers, recreation complexes, health clinics, and/or tutoring centers.

The underlying rationale for the policy is to accommodate desires of students to assess fees on themselves to improve campus activities and services, without institutions having to sacrifice revenue necessary to support E&G operations due to the existence of rate ceilings. Provided a proposed fee meets eligibility requirements, the Council may elect to award an exemption to its tuition and fee rate ceiling equivalent to all or a portion of the percentage increase resulting from imposition of the student endorsed fee.

## EKU Request

On March 21, 2015, Eastern Kentucky University students and administrators submitted a special use fee exception request to the Council for its consideration and action at the April 17 meeting. Important features of their proposal are summarized below.

- The amount of the proposed fee will be \$150 per semester for full-time students (i.e., \$300 annually, not including summer), and will be prorated for part-time students, effective fall semester 2015. Part-time students will be assessed a fee of \$12.50 for each credit hour.
- In terms of impact on total tuition and fees, the proposed fee equates to a 3.68 percentage point increase above the Council's 2015-16 tuition and fee rate ceiling.
- Revenue from the fee will support renovation of the ECU Student Union (Powell Building) and the construction of a new Recreation and Wellness Center. Additional details have been provided by ECU (Attachment A).
- Fee revenue will be used to pay debt service on an estimated \$60 million, 20-year bond. Any fee revenue in excess of the debt service obligation may be used to fund maintenance and operations of the buildings.
- When the debt service on the bond is fully paid, the fee will end. It is projected that the debt service will be paid off in 20 years.
- ECU students were afforded ample opportunity to be informed and voice their opinions regarding the Student Union and Recreation and Wellness Center projects and proposed fee, prior to a Student Government Association (SGA) vote.
- Fee details were publicized using social media and the ECU Builds Webpage, and were discussed in an open forum on February 24<sup>th</sup>.
- On March 3, 2015, the university's SGA passed a resolution endorsing the fee by a 24 to 5 vote (see Attachment B).
- The ECU Board of Regents approved the proposed fee at their March 20, 2015, meeting (see Attachment C).
- If for any reason the legislature does not approve the issuance of debt, the funds generated from the special use fee will be placed in escrow and used only for project related expenses until the debt is approved.

The university's complete proposal will be maintained on file at the Council offices and is available upon request.

### Staff Recommendation

Council staff has reviewed the proposed ECU Student Union renovation project, the proposed construction of a new Recreation and Wellness Center, and student endorsed fee information submitted by Eastern Kentucky University students and administrators, and has determined that the request meets Council policy requirements.

The Council staff recommends that the Council approve an exception to its 2015-16 comprehensive university tuition and fee rate ceiling for resident undergraduates, allowing a student endorsed fee of \$150 per semester for full-time students (prorated for part-time students on a per credit hour basis) assessed by Eastern Kentucky University to exceed the ceiling.

Staff preparation by Bill Payne and Scott Boelscher



EASTERN KENTUCKY  
UNIVERSITY

## EASTERN KENTUCKY UNIVERSITY

### *CENTER FOR STUDENT LIFE*



# IMAGINE A CENTER FOR STUDENT LIFE



Academic Facilities  
Residence Halls  
Dining Center  
Student Union  
Visitor's Center  
Recreation Center

# THE FUTURE IS NOW

## TABLE OF CONTENTS

---

THE FUTURE IS NOW – PROMOTIONAL	3
CENTER FOR STUDENT LIFE – FORUM HANDBILL (FRONT)	4
CENTER FOR STUDENT LIFE – FORUM HANDBILL (BACK)	5
SGA LETTER OF CENTER FOR STUDENT LIFE ENDORSEMENT	6

# The Future Is Now



## Leave a Lasting Legacy

Once-in-a-generation opportunity to:

- reshape campus landscape
- transform the “Eastern Experience”
- make ECU No. 1 college choice among prospective students in service region
- make ECU envy of peers nationwide

## Only a Share of the Cost

Students asked to invest *only* in Fitness & Wellness Center and Powell renovations

- \$150/semester fee per student would take effect Fall 2015
- Would generate almost \$5 million/year
- Fee would remain in place for length of bonds (perhaps 20 years)
- Construction begins soon after financing is secure

## Student-Driven Design

Students decide features of new, much larger Fitness & Wellness Center and Renovated Powell Student Center, cornerstones of the CSL (which includes several additional facilities in the heart of campus)

EKU covers costs of other facilities by:

- Public-private partnerships
- University funds
- Private funds

Facilities (not financed by student fee) include:

- New dining-only facility
- New residence halls
- Multi-level parking garage
- New bookstore/welcome center
- Pedestrian plaza between Crabbe Library and Weaver Building
- Carloftis Garden
- Lancaster Avenue Pedestrian Gateway

# A 21<sup>ST</sup> CENTURY EDUCATION REQUIRES A 21<sup>ST</sup> CENTURY CAMPUS

## LEAVE A LASTING LEGACY ✓

### ONCE-IN-A-GENERATION OPPORTUNITY TO:

- reshape campus landscape
- transform the “Eastern Experience”
- make ECU No. 1 college choice among prospective students in service region
- make ECU envy of peers nationwide

## STUDENT-DRIVEN DESIGN ✓

Students decide features of new, much larger Fitness & Wellness Center and renovated Powell Student Center, cornerstones of the CSL (which includes several additional facilities in the heart of campus).

## SHARED COST ✓

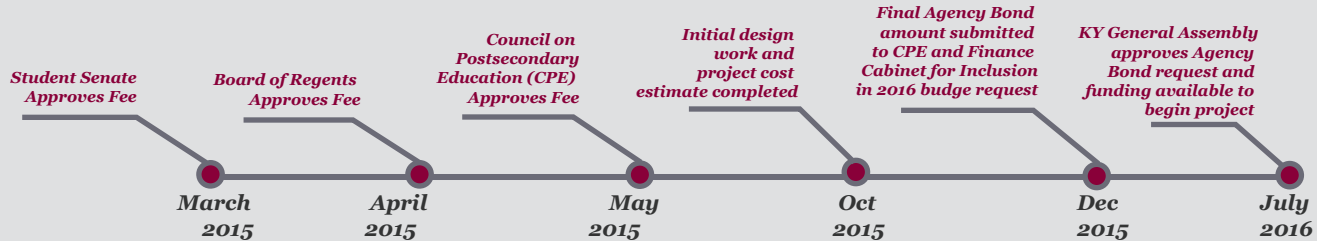
ATTACHMENT A

Students are asked to partner with the University through a \$150 per semester fee to help fund this transformative initiative.

To help fund this bold initiative, in addition to the student fee, ECU covers costs of many facilities by:

- ➔ Public-private partnerships
- ➔ University funds
- ➔ Private funds

## PROJECT TIMELINE:







CENTER FOR STUDENT LIFE  
AT A GLANCE  
**The Future Is Now**

These are some terms that you may hear during tonight's forum:  
ATTACHMENT A

97

**Agency Bonding-** When a government agency (EKU) agrees to sell a bond on the open market for a set amount of interest over a specified amount of time (typically 20 years). The bonding authority for these types of projects is owned by the state of Kentucky and must be approved through the biennial budget cycle.

**Biennial Budget-** The State of Kentucky operates on a budget cycle that happens every two years. Budgets are drafted and approved in even years by the Kentucky General Assembly and run from July 1st of the even numbered year until June 30th of the next even numbered year. Typically, no budget work is done between these times unless an extreme financial situation occurs.

**Board of Regents-** An 11-member group of individuals that govern all activities at Eastern Kentucky University.

**Council on Postsecondary Education (CPE)-**The regulatory body in Kentucky that monitors and approves tuition rates, admission criteria and academic programs for all public institutions. They also coordinate data collection and submission of budget requests.

**Debt Service-** The scheduled payments that must be made on the agency bond to repay the funds that were raised through selling an agency bond.

**Kentucky Finance Cabinet-** The executive branch organization that monitors, approves and regulates all financial transactions by state organizations in Kentucky.

**Kentucky General Assembly-** The legislative branch of government in Kentucky that is tasked with creating, amending and abolishing all laws for the state of Kentucky. They are also responsible for passing the biennial budget for all of state government.

**Public Postsecondary Institution-** A college or university in Kentucky that receives direct state support from the general appropriations budget of the Commonwealth of Kentucky.



Eastern Kentucky University is an Equal Opportunity/Affirmative Action employer and educational institution and does not discriminate on the basis of age (40 and over), race, color, religion, sex, sexual orientation, gender identity, gender expression, pregnancy, ethnicity, disability, national origin, veteran status, or genetic information in the admission to, or participation in, any educational program or activity (e.g., athletics, academics and housing) which it conducts, or in any employment policy or practice. Any complaint arising by reason of alleged discrimination should be directed to the Office of Equity and Inclusion, Rice House, Eastern Kentucky University, 521 Lancaster Avenue, Richmond, Kentucky 40475-3102, (859) 622-8020 or the Assistant Secretary for Civil Rights, U.S. Department of Education, Office for Civil Rights, Lyndon Baines Johnson Department of Education Building, 400 Maryland Avenue, SW, Washington, DC. 20202 1-800-421-3481 (V), 1-800-877-8339(TDD).

Eastern Kentucky University is an Equal Opportunity/Affirmative Action employer and Educational Institution.



**EASTERN KENTUCKY UNIVERSITY**  
*Serving Kentuckians Since 1906*

Student Government Association  
Phone: (859) 622-1724  
Fax: (859) 622-8154

132 Powell Student Center  
521 Lancaster Avenue  
Richmond, Kentucky 40475-3102  
www.sga.eku.edu

**SEN 1415 029**

**A Resolution Concerning a Student Fee for Campus Improvement**

**Whereas,** Student Senate is a vital branch of the Eastern Kentucky University Student Government Association which faithfully represents the voice of the Student Body; and,

**Whereas,** A proposal has been presented to Student Senate regarding the enactment of a fee to improve, renovate, and/or construct student centric facilities; and,

**Whereas,** the Student Senate has carefully measured the impact of the proposed fee, as well as the impact of the improvements provided by the proposed fee on the Eastern Kentucky University student experience; be it therefore,

**Resolved,** that the Eastern Kentucky University Student Government Association hereby endorses the fee as specifically outlined in Appendix A.


Sponsored by:


**Presented to Senate: 3/3/2015**

**Action by Senate:**

**Action by the President:**

  
\_\_\_\_\_  
**John Perrin, Committee on Committees Chair**

  
\_\_\_\_\_  
**Rachael Lander, Executive Vice President**

  
\_\_\_\_\_  
**Kyle Nicholas, Student Body President**

Passed     Vetoed     Passed without Endorsement



## Appendix A:

- (1) A fixed student fee in the amount of \$150.00 per semester shall be instituted beginning in the fall semester of 2015 and expiring prior to the beginning of the fall semester of 2035;
- (2) The full fee amount will be applied to all full-time enrolled students and prorated for all part-time students based on the number of hours in which the individual student is enrolled, whether undergraduate or graduate program; and
- (3) The respective fee amount will be applied to all full-time and part-time enrolled students irrespective of location, technology or delivery medium of course work; and
- (4) All funds collected for this fee shall be used to serve the agency bond debt incurred by Eastern Kentucky University for the purpose of improving, renovating and/or constructing student centric facilities.



# Eastern Kentucky University

## Board of Regents

### RESOLUTION RELATING TO THE IMPLEMENTATION OF A SPECIAL USE FEE DEDICATED TO THE EASTERN KENTUCKY UNIVERSITY CENTER FOR STUDENT LIFE

**WHEREAS,** The Eastern Kentucky University Board of Regents has determined that it is in the best interest of Eastern Kentucky University to implement a twenty-year Special Use Fee to improve, renovate, and/or construct student centric facilities.

**RESOLVED,** that the Board of Regents hereby ratifies the ballot vote taken by the Eastern Kentucky University Student Senate on March 3, 2015, and subsequently ratified by a full reading of the votes on March 17, 2015, endorsing the fee as outlined as follows:

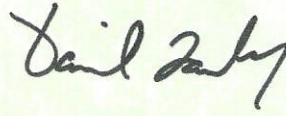
1. A fixed student fee in the amount of \$150 per semester shall be instituted beginning in the fall semester of 2015 and expiring prior to the beginning of the fall semester of 2035;
2. The full fee amount will be applied to all full-time enrolled students and prorated for all part-time students based on the number of hours in which the individual student is enrolled, whether undergraduate or graduate program;
3. The respective fee amount will be applied to all full-time and part-time enrolled students irrespective of location, technology, or delivery medium or course work; and
4. All funds collected for this fee shall be used to serve the agency bond debt incurred by Eastern Kentucky University for the purpose of improving, renovating, and/or constructing student centric facilities.

In doing so, the Student Senate followed a Kentucky Council on Postsecondary Education-prescribed method to implement a Special Use Fee. Additionally, the Student Senate carefully and responsibly measured the impact of the proposed fee, as well as the impact of the improvements provided by the fee on the EKU student experience.

Done this 25<sup>th</sup> day of March, 2015, by the Board of Regents of Eastern Kentucky University.

  
\_\_\_\_\_  
Mr. Wm. Craig Turner  
Chairman, Board of Regents

ATTEST:

  
\_\_\_\_\_  
Mr. David Tandy,  
Secretary, Board of Regents

Council on Postsecondary Education  
April 17, 2015

**Amendment to 13 KAR 2:045 -  
Determination of Residency Status for Admission and Tuition  
Assessment Purposes – Comments Received**

At its February 13, 2015 meeting, the Council approved a proposed amendment to 13 KAR 2:045, which establishes the standards for determining residency status for admission and tuition assessment purposes in Kentucky. The proposed amendment was filed with the regulations compiler on March 2, 2015.

A public hearing is scheduled for April 22, 2015. To date there have been no requests to be heard at the hearing, and if there are no such requests five (5) business days before the scheduled hearing date, it will be cancelled.

Written comments to the proposed amendment may be submitted through May 1, 2015. As of April 9, 2015, one written comment has been received. This comment, and any others that may be submitted to the Council between April 9 and April 17 will be considered by the Council at the April 17 meeting. Staff will supplement the meeting materials with those comments and the corresponding staff recommendations at that time.

If additional comments are received after April 17, 2015, those will be considered at the June 12, 2015 meeting.

Staff preparation by Travis Powell

**STATEMENT OF CONSIDERATION  
RELATING TO 13 KAR 2:045  
(Not Amended After Comments)**

I. A public hearing on 13 KAR 1:020, scheduled for April 22, 2015 at 10:00am at the Council on Postsecondary Education (CPE) was canceled; however, written comments were received during the public comment period.

II. The following people submitted written comments:

<u>Name and Title</u>	<u>Agency/Organization/Entity/Other</u>
Tracy L. Roberts, University Registrar	Murray State University

III. The following people from the promulgating administrative body responded to the written comments:

<u>Name and Title</u>
Travis Powell, General Counsel, Council on Postsecondary Education

**IV. Summary of Comments and Responses**

(1) Subject Matter: Resident Tuition for Kentucky National Guard members

(a) Commentator: Tracy L. Roberts

Comment: Earlier this semester Travis Powell, Tracy Roberts, and Chris Jeter had a phone conversation concerning the upcoming implementation of the amended Kentucky residency statute as it relates to Veterans. Particularly our discussion included situations where a non Kentucky resident, who may be a currently serving

member of the KY National Guard and receiving the Guard State Tuition Assistance, may not be eligible to receive in-state rates based on the language of the proposed amendment (and current emergency KRS 13A.190). Although students in this and similar situations are not veterans, I believe the spirit of the amended KY law is to include these individuals. Per your request, here is a proposed version that would include this category of student (change to existing proposal has been bolded and italicized).

(4) A person eligible for benefits under the federal Post-9/11 Veterans Educational Assistance Act of 2008 (38 U.S.C. Section 3301 et seq.) or any other federal *or state* law authorizing educational benefits for veterans *or current service members* shall be entitled to Kentucky resident status.

(b) CPE response: As stated in the Regulatory Impact Statement, the proposed amendment to this regulation was prompted by Section 702 of the recently enacted federal Veterans Access, Choice and Accountability Act of 2014 which requires that public institutions charge in-state tuition to individuals receiving federal veteran education benefits. At this time, changes to the regulation will only address this specific issue. KRS 164.5165 contemplates that individuals participating in the Kentucky National Guard Tuition Award Program may be non-residents as they can only receive assistance up to the in-state tuition rate. So no amendment to the regulation is required to ensure compliance with state law.

### Summary Action Taken By Promulgating Agency

The public hearing on this administrative regulation was cancelled; however, one written comment was received. CPE responded to the comment and will not be amending the administrative regulation.



## **KRS 164.295 - Academic Programs at Comprehensive Universities - Baccalaureate Degrees in Engineering**

On March 20, 2000, in response to various reports outlining deficiencies in the number of engineers in Kentucky and its own survey of the demand for engineers in south central Kentucky, Western Kentucky University (WKU) proposed to the Council for approval three (3) Bachelor of Science degrees in the following disciplines: Construction Engineering and Management, Electrical Engineering, and Mechanical Engineering. Based on concerns related to the capacity of WKU to effectively offer these programs, the Council directed its staff, along with WKU, the University of Kentucky (UK), the University of Louisville (UofL) and other public institutions, to design an alternative proposal to expand engineering in Kentucky.

At the following meeting held July 17, 2000, the Council approved a "Strategy for Statewide Engineering Education in Kentucky," which included a request for joint program proposals building on the strengths of existing engineering programs at UK and UofL while accommodating employer needs identified by the comprehensive institutions. All programs were to become separately accredited by the Engineering Accreditation Commission of the Accreditation Board for Engineering and Technology (EAC/ABET) as soon as possible.

On May 21, 2001, the Council approved the following four joint baccalaureate engineering programs: WKU and UofL in electrical engineering, WKU and UK in mechanical engineering, WKU and UK in civil engineering, and Murray State University and UofL in electrical and telecommunications engineering. WKU joint Bachelor of Science programs in civil, electrical, and mechanical engineering were each EAC/ABET accredited on October 1, 2003, and have maintained continuous accreditation to date. Today, WKU engineering students obtain an average of ninety (90) percent of their coursework from WKU.

In a letter dated February 27, 2014, WKU President Dr. Gary Ransdell informed Council President Robert L. King that WKU would be seeking to offer its own baccalaureate degrees in electrical, mechanical, and civil engineering programs pursuant to its authority to offer baccalaureate programs in KRS 164.295(1)(a), while keeping the existing joint degree programs in place. On May 12, 2014, and in accordance with the Council's New Academic Program Policy and Procedure, WKU submitted the following three (3) baccalaureate level programs for approval into the electronic Kentucky Program Proposal System (KPPS): Mechanical Engineering, Civil Engineering, and Electrical Engineering.

### Conflict in the Law

The Council is vested with the statutory authority to approve all academic programs at Kentucky's public colleges and universities. KRS 164.020(15) states that the Council shall

“[d]efine and approve the offering of all postsecondary education technical, associate, baccalaureate, graduate, and professional degree, certificate, or diploma programs in the public postsecondary education institutions.” KRS 164.295 provides specific guidance on academic programs to be provided at Kentucky’s public comprehensive universities. Section (1)(a) states that the six (6) public comprehensive universities in Kentucky “[s]hall provide, upon approval of the Council on Postsecondary Education, associate and baccalaureate programs of instruction.” Section 1(b) requires that these institutions shall also “provide, upon approval of the Council on Postsecondary Education, graduate programs of instruction at the master's-degree level in education, business, and the arts and sciences, specialist degrees, and programs beyond the master's-degree level to meet the requirements for teachers, school leaders, and other certified personnel.” Section 8 specifically prohibits a comprehensive university from offering “terminal degrees of Doctor of Philosophy, Doctor of Musical Arts, or first professional degrees in the fields of architecture, medicine, dentistry, pharmacy, law, or engineering. The existing school of law at Northern Kentucky is exempted from the requirements of this paragraph.”<sup>1</sup>

As stated above, KRS 164.295(8) prohibits comprehensive universities from offering “first professional degrees” in certain fields, including engineering. The term “first professional degree” is not defined through any form of Kentucky law. However, a “first professional degree” could reasonably be defined as the first degree attainment level required to practice professionally in any of the listed disciplines. KRS 322.040 sets forth the requirements for licensure as a professional engineer in Kentucky. Section (1)(a) states that a person shall qualify for licensure as a professional engineer if he or she has:

1. Graduated from an engineering program of four (4) years or more accredited by the Engineering Accreditation Commission of the Accreditation Board for Engineering and Technology or any engineering program deemed equivalent by the board;
2. Four (4) or more additional years of progressive experience in engineering or teaching of a grade and character which indicates to the board that the applicant is competent to practice engineering; and
3. A passing score on:
  - a. The Principles and Practice of Engineering Examination; and
  - b. The Fundamentals of Engineering Examination. The board may allow students enrolled in the final year of an undergraduate engineering program to take this examination. Upon passing the examination, the applicant shall be designated an engineer in training.

---

<sup>1</sup> The prohibition against comprehensive universities providing certain “first professional degrees” in KRS 164.295(8) was enacted in the 2011 Regular Session and therefore was not part of the analysis when these programs were proposed in 2000. (See 2011 Ky. Acts ch.b94, sec.b1, effective June 8, 2011).

EAC/ABET accredits engineering programs at the bachelor's (four-year degree) level and the master's (post-graduate) level. As such, the lowest degree level attainment required to practice professionally as an engineer in Kentucky is the bachelor's degree.

If a bachelor's degree is considered to be the "first professional degree" in engineering, and comprehensive public universities in Kentucky are prohibited from offering these degrees per section (8) of KRS 164.295, then this provision would be in direct conflict with the mandate in section 1(a) that comprehensive public universities provide baccalaureate programs of instruction. To receive guidance as to how to resolve this conflict, on August 7, 2014 the Council requested that the Attorney General provide a legal opinion as to whether or not the Council has the legal authority to approve bachelor's programs in engineering offered solely by WKU or any other comprehensive public university.

### Resolution

On February 4, 2015, the Attorney General issued the attached Opinion advising that a baccalaureate degree in engineering does not constitute a "first professional degree" for purposes of KRS 164.295(8). As such, the Council may approve baccalaureate degrees in engineering offered by comprehensive universities.

Staff preparation by Travis Powell



COMMONWEALTH OF KENTUCKY  
**OFFICE OF THE ATTORNEY GENERAL**

JACK CONWAY  
ATTORNEY GENERAL

**OAG 15-004**

CAPITOL BUILDING, SUITE 118  
700 CAPITAL AVENUE  
FRANKFORT, KENTUCKY 40601  
(502) 696-5300  
FAX: (502) 564-2894

February 4, 2015

*Subject:* Whether a baccalaureate degree in engineering constitutes a first professional degree

*Requested by:* Travis Powell, General Counsel  
Kentucky Council on Postsecondary Education

*Written by:* Matt James

*Syllabus:* A baccalaureate degree in engineering does not constitute a first professional degree

*Statutes construed:* KRS 164.295

***Opinion of the Attorney General***

Travis Powell, General Counsel for the Kentucky Council on Postsecondary Education ("Council"), has requested an opinion of this office on whether a baccalaureate degree in engineering constitutes a first professional degree. We advise that a baccalaureate degree in engineering does not constitute a first professional degree.

On Mar. 20, 2000, Western Kentucky University ("WKU") submitted a proposal to the Council requesting approval of three Bachelor of Science Degrees in construction engineering and management, electrical engineering, and mechanical engineering. Based on concerns related to the capacity of WKU to effectively offer these programs, the Council commissioned an alternative proposal to expand engineering education. The alternative proposal involved joint engineering programs between state universities in various areas of engineering, each to be separately accredited by the Accreditation Board for Engineering and

Technology. On May 21, 2001, the Council approved joint programs between WKU and the University of Louisville ("U of L") in electrical engineering, WKU and the University of Kentucky ("UK") in mechanical engineering, WKU and UK in civil engineering, and U of L and Murray State University in electrical and telecommunications engineering. WKU's joint programs in civil, electrical, and mechanical engineering were accredited on Oct. 1, 2003, and have been continuously accredited to date. On May 12, 2014, WKU applied to the Council for approval to offer its own baccalaureate degrees in electrical, mechanical, and civil engineering, while keeping the existing joint degree programs in place. At issue is whether WKU has the statutory authority to offer such engineering programs.

KRS 322.040(1)(a) provides the requirements for licensure as a professional engineer:

A person shall qualify if he or she has:

1. Graduated from an engineering program of four (4) years or more accredited by the Engineering Accreditation Commission of the Accreditation Board for Engineering and Technology or any engineering program deemed equivalent by the board;
2. Four (4) or more additional years of progressive experience in engineering or teaching of a grade and character which indicates to the board that the applicant is competent to practice engineering; and
3. A passing score on:
  - a. The Principles and Practice of Engineering Examination; and
  - b. The Fundamentals of Engineering Examination. The board may allow students enrolled in the final year of an undergraduate engineering program to take this examination. Upon passing the examination, the applicant shall be designated an engineer in training.

In order to qualify as a professional engineer generally, a person must have graduated from an accredited engineering program of at least four years, obtain

at least four additional years of engineering experience, and pass two engineering examinations. The only degree required for licensure as a professional engineer is a four-year degree, although there are also requirements of significant additional experience and examinations.

KRS 164.295(8) provides that "a comprehensive university shall not: (a) Offer . . . first professional degrees in the fields of architecture, medicine, dentistry, pharmacy, law, or engineering." KRS 164.001(7) provides that "'comprehensive university' means the following public institutions . . . Western Kentucky University." As a comprehensive university, WKU is thus forbidden from offering a first professional degree in engineering. However, "first professional degree" is not expressly defined in any of the Kentucky Revised Statutes or other Kentucky authorities. The issue is therefore whether a baccalaureate degree in engineering counts as a first professional degree, as it is the only degree required to enter into the practice of engineering.

"We will read the statute as a whole, and with other parts of the law of the Commonwealth, to ensure that our interpretation is logical in context." *Lichtenstein v. Barbanel*, 322 S.W.3d 27, 35 (Ky. 2010). The use of "first professional degree" in other regulations indicates that it is to be contrasted with a baccalaureate degree rather than equated with it. 11 KAR 3:011 § 1(27) provides that "'graduate or professional student' means a student who: (a) Is enrolled in a program or course above the baccalaureate level at an institution of higher education or is enrolled in a program leading to a first professional degree." 13 KAR 1:020 § 8(8)(b) requires that "a college shall require a minimum of . . . 2. 120 student credit hours for a baccalaureate degree; or 3. Thirty (30) student credit hours for a post-baccalaureate, graduate, or first professional degree." In both of these regulations, a first professional degree is considered to be above or after the baccalaureate degree. Similarly, federal regulations provide that a first professional degree is beyond an undergraduate degree. *See, e.g.*, 6 C.F.R. § 17.105(i) ("Institution of professional education means an institution (except any institution of undergraduate higher education) that offers a program of academic study that leads to a first professional degree); 7 C.F.R. § 15a.2(j); 10 C.F.R. 5.105. "When interpreting a provision of a statute, a court should not, if possible, adopt a construction that renders a provision meaningless or ineffectual." *Schoenbachler v. Minyard*, 110 S.W.3d 776, 783 (Ky. 2003). To interpret "first professional de-

gree" as including a baccalaureate degree would be to render these regulations contradictory and ineffective. We advise that a baccalaureate degree, including a baccalaureate degree in engineering, does not constitute a "first professional degree" for the purposes of KRS 164.295(8). Accordingly, Western Kentucky University, as well as any other comprehensive university listed in KRS 164.001(7), may provide undergraduate programs in engineering, with the approval of the Council on Postsecondary Education.

JACK CONWAY  
ATTORNEY GENERAL



Matt James  
Assistant Attorney General

## New Academic Programs

**ACTION:** The staff recommends that the Council approve the following new academic programs from Western Kentucky University:

- **Master of Arts Education in Gifted Education and Talent Development**
- **Bachelor of Science in Special Education: Learning and Behavioral Disorders and Elementary Education**
- **Bachelor of Science in Civil Engineering**
- **Bachelor of Science in Electrical Engineering**
- **Bachelor of Science in Mechanical Engineering**

KRS 164.020 (15) empowers the Council on Postsecondary Education to define and approve the offering of all postsecondary education technical, associate, baccalaureate, graduate, and professional degree, certificate, or diploma programs in the public postsecondary education institutions.

### Western Kentucky University

#### Master of Arts Education in Gifted Education and Talent Development (CIP Code: 13.1004)

The proposed Master of Arts Education in Gifted Education and Talent Development will enhance the learning opportunities beyond the twelve-hour gifted education endorsement, currently offered at Western Kentucky University, by offering additional graduate work in this area of specialization. This program is designed around the standards developed by several national groups, including the Council for the Accreditation of Educator Preparation (CAEP) and the National Association for Gifted Children (NAGC). In addition, the Teaching, Empowering, Leading and Learning (TELL) survey indicates Kentucky's teachers want additional opportunities to develop skills in addressing the needs of gifted children.

#### Bachelor of Science in Special Education: Learning and Behavioral Disorders and Elementary Education (CIP Code: 13.1001)

The Bachelor of Science in Special Education: Learning and Behavioral Disorders and Elementary Education will replace the current special education major, leading to the Bachelor of Science in Exceptional Education: Learning Behavior Disorders (LBD) and Moderate and Severe Disabilities (MSD) in grades P-12. By leading to teaching certificates for special education for mild disabilities and elementary education content areas, this program will meet the highly qualified teaching status demanded by No Child Left Behind. This program is designed to provide special education teachers the content training needed for elementary education certification and provide elementary education teachers with the



skills needed to meet the mandate of closing the achievement gap for students with disabilities.

#### Bachelor of Science in Civil Engineering (CIP Code: 14.0801)

The proposed Bachelor of Science in Civil Engineering provides each student a strong foundation across the spectrum of civil engineering, from structures to the environment. Traditional lecture courses are accompanied by laboratory work based in real-world engineering, led by instructors with extensive experience in industry. All the courses required for licensure as a Land Surveyor are regularly taught, which also allows students to easily complete a minor or a certificate in land surveying. This program also offers a minor in floodplain management, an area of critical interest and need in the region. In their capstone projects, students work in teams to complete projects that satisfy rigorous specifications. All faculty members are licensed professional engineers.

#### Bachelor of Science in Electrical Engineering (CIP Code: 14.1001)

The proposed Bachelor of Science in Electrical Engineering provides each student a project-based learning experience that combines traditional lectures integrated with laboratory experiences in circuits (analog and digital), electronics, control, communications, and power. Complementing these courses is a sequence of project courses that develop students' skills of designing, building, testing, simulating, documenting, and troubleshooting real devices, usually working in teams. Through this project-based curriculum, led by faculty members who are all licensed as professional engineers in Kentucky, electrical engineering students become prepared to make high-level technical contributions in their companies and in their communities.

#### Bachelor of Science in Mechanical Engineering (CIP Code: 14.1901)

The proposed Bachelor of Science in Mechanical Engineering provides each student multiple experiences in the design-build-test process — the basic methodology of engineering. Students both design the components or systems, and build and test them. As they complete these projects, students learn teamwork and communication skills as practiced by working engineers. All faculty members are licensed professional engineers with experience in industry. The basic elements of project, lecture, and lab courses are assembled into a curriculum that produces graduates who are competent practitioners of mechanical engineering, ready to start their careers in industry or move on to graduate school.

Staff preparation by Paul Blankenship

## 2016 CPE Meeting Calendar

**ACTION:** The staff recommends that the Council approve the 2016 CPE meeting calendar.

The proposed meeting dates for 2016 are listed below. Staff will work with the campuses to hold some of the meetings on public and independent college campuses.

Details will be provided prior to each meeting and will be posted on the Council's website at <http://cpe.ky.gov/about/cpe/meetings/>.

The proposed 2016 dates are:

- February 11 and 12 (Retreat and Meeting)
- April 14 and 15
- June 2 and 3
- September 22 and 23
- November 17 and 18

Council on Postsecondary Education  
April 17, 2015

## **Kentucky Science and Technology Corporation: A report on AdvanceKentucky**

AdvanceKentucky is an initiative of the Kentucky Science & Technology Corporation, in partnership with the Council on Postsecondary Education, the National Math and Science Initiative, the Kentucky Department of Education, Berea College, Lockheed Martin, Exxon Mobil, the Appalachian Regional Commission, the U.S. Department of Education Advanced Placement (AP) Incentive Program, and participating schools.

This program is used in many Kentucky public high schools for accelerating access to, and participation and success in, AP Math, Science, and English, particularly among student populations traditionally underrepresented in advanced placement. The program allows for an open enrollment approach of AP and Pre-AP courses with teacher training and mentoring, vertical teaming, student study sessions, and student and teacher incentives.

From 2008 to 2013, students enrolled in high schools that partner with AdvanceKentucky earned significantly higher scores on AP exams, earned higher grade point averages, and required far less remediation in postsecondary institutions compared to the national average. Also, these students do better in college than their peers.

Since inception, AdvanceKentucky has served 65,000 AP enrollments. It has served more than 600 teachers among 88 public high schools from 67 districts and 2,500 Pre-AP teachers from these and other districts. Each year a new cohort of 12 to 20 schools join the program, and it now reaches a critical mass of over 45 percent of school districts.

AdvanceKentucky is a remarkable program of student success. Joanne Lang, the program's executive director, will discuss in more detail program results and plans for expansion with the Council.


Prepared by April Wood and Tom Martin



# Briefing:


Elements of Success  
101 Public High Schools  
Advanced Placement Performance  
Longitudinal Research

Council on Postsecondary Education  
April 17, 2015





# Elements of Success




The NMSI AP\* College Readiness Program supports improvements in earning qualifying scores (QS) of 3, 4 or 5 (on a 5-point scale) on national AP Math, Science and English exams, which may earn college credit.

117



\* Advanced Placement, AP and Pre-AP are registered trademarks of College Board.





# Elements of Success




NMSI AP\* College Readiness Program

118

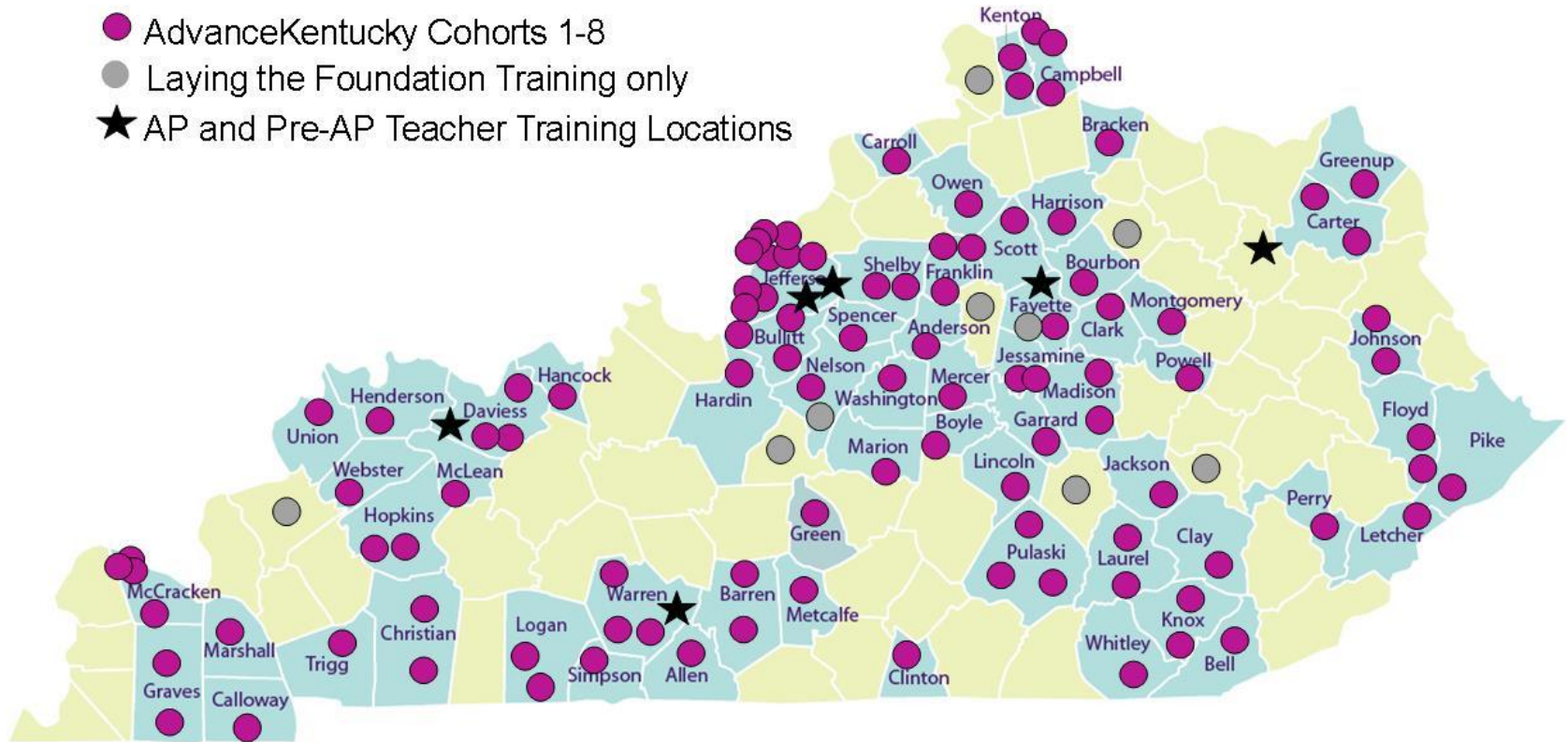


\* Advanced Placement, AP and Pre-AP are registered trademarks of College Board.



# 101 Kentucky High Schools

- AdvanceKentucky Cohorts 1-8
- Laying the Foundation Training only
- ★ AP and Pre-AP Teacher Training Locations




119



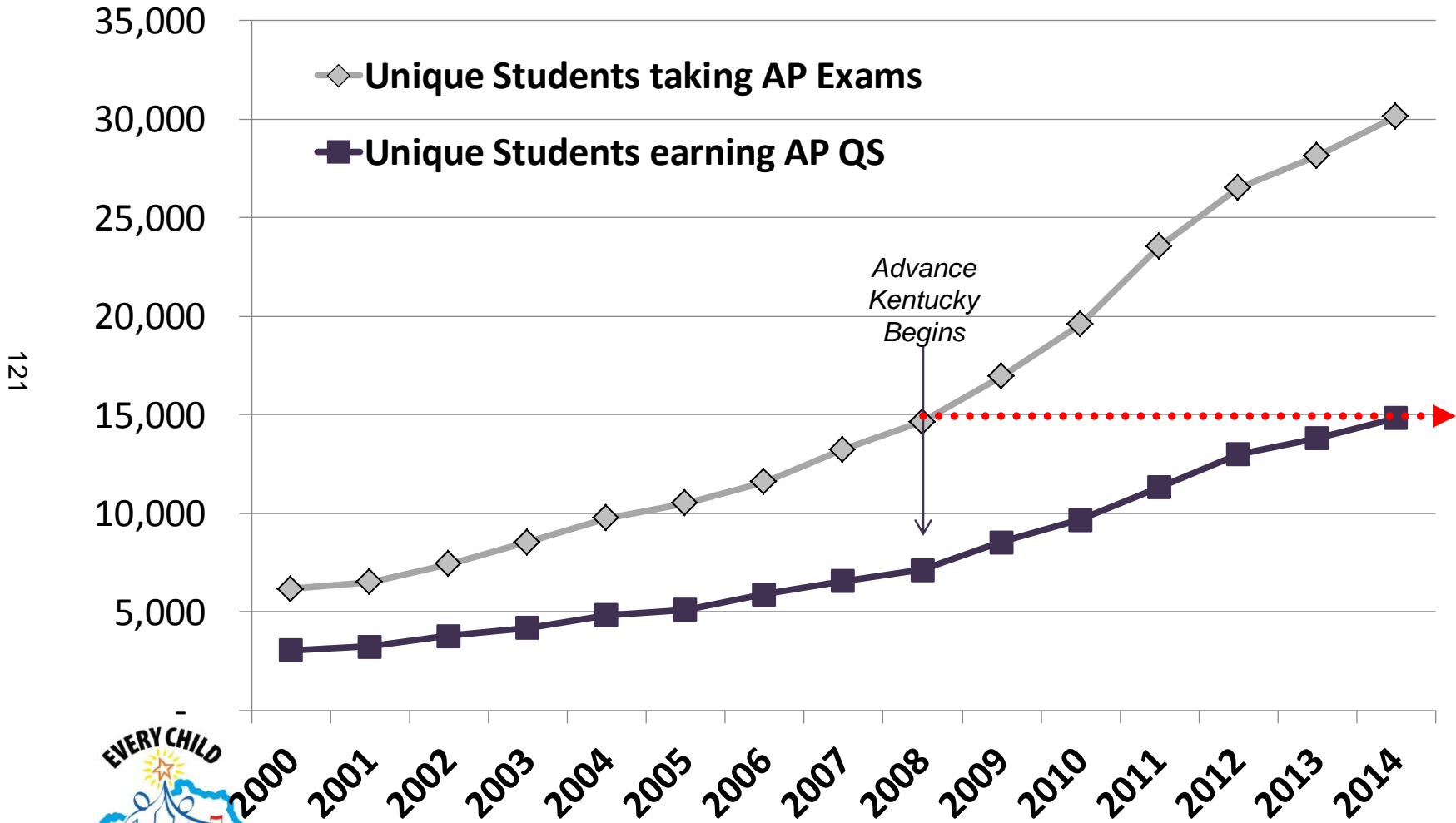
# PERFORMANCE Reports

120





# Number of Kentucky Students in Advanced Placement Students taking Exams and Earning Qualifying Scores across All Subjects

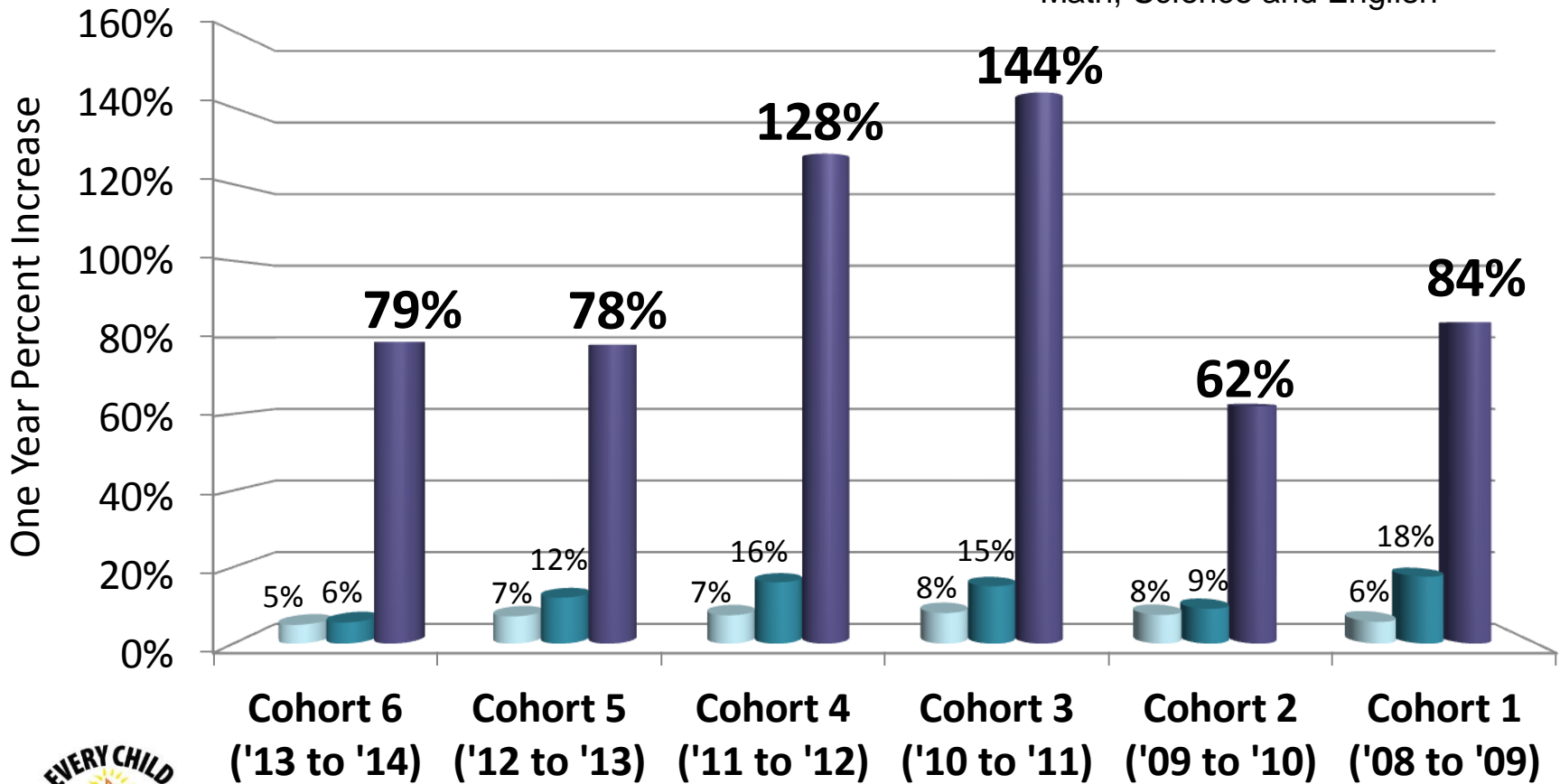


121

# First-Year Percent Increase in AP Qualifying Scores by Cohort

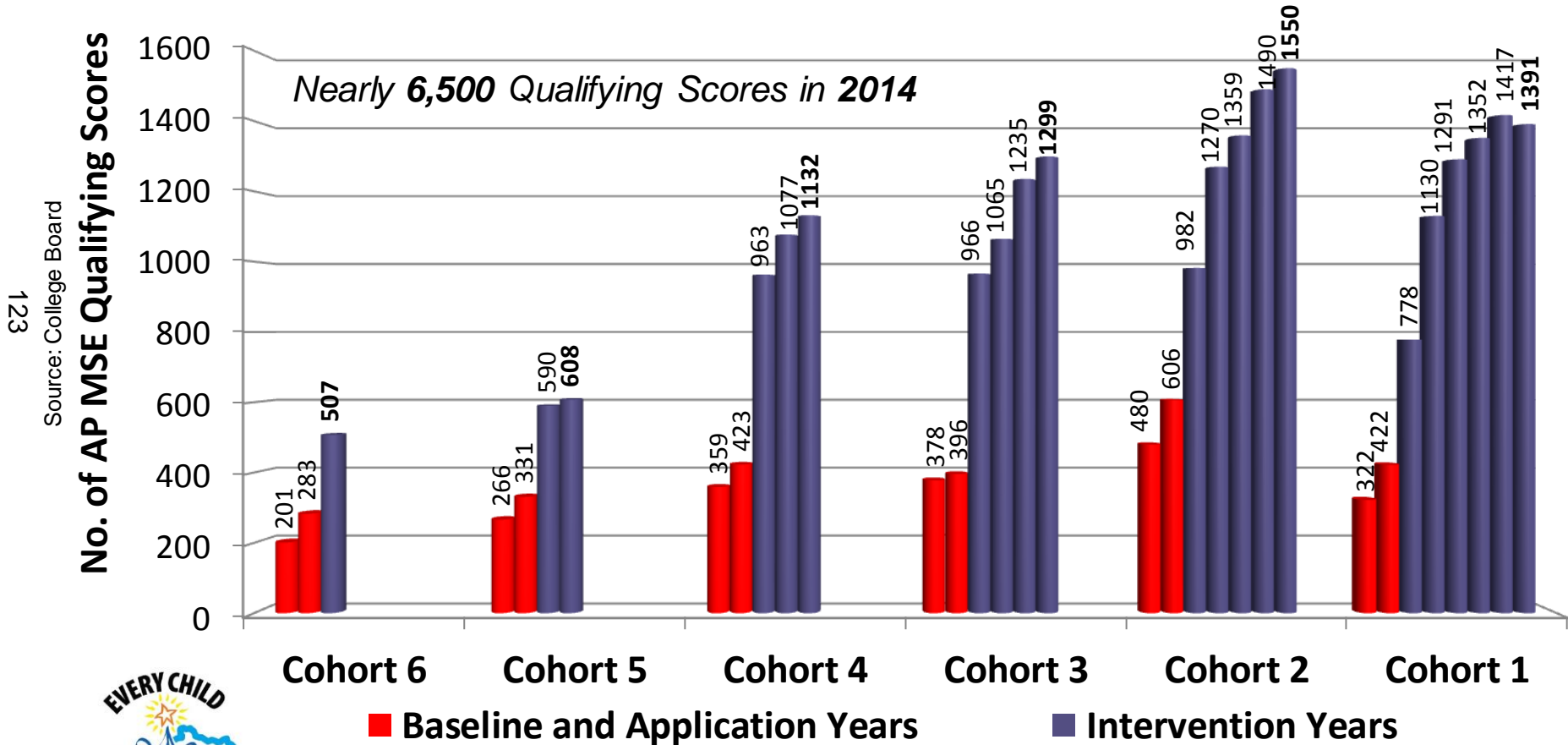
■ US ■ KY ■ AdvanceKY

\* Math, Science and English



Source: College Board

# Number of AP Qualifying Scores in Math, Science, and English (MSE) by Cohort per Year in the Program






# LONGITUDINAL Research Reports\*

- *Comparison Groups – Graduating Classes of 2009 thru 2012*
  - Non-AdvanceKY high school graduates
- *Control Group – Graduating Class of 2012*
  - Non-AdvanceKY high school graduates with average Explore scores within 1 standard deviation of AdvanceKentucky students

124

\* Research conducted by Kentucky Center for Education and Workforce Statistics | April 2015  
([kcews.ky.gov](http://kcews.ky.gov))






# RESEARCH Highlights *Class of 2009*

*vs. COMPARISON GROUP*

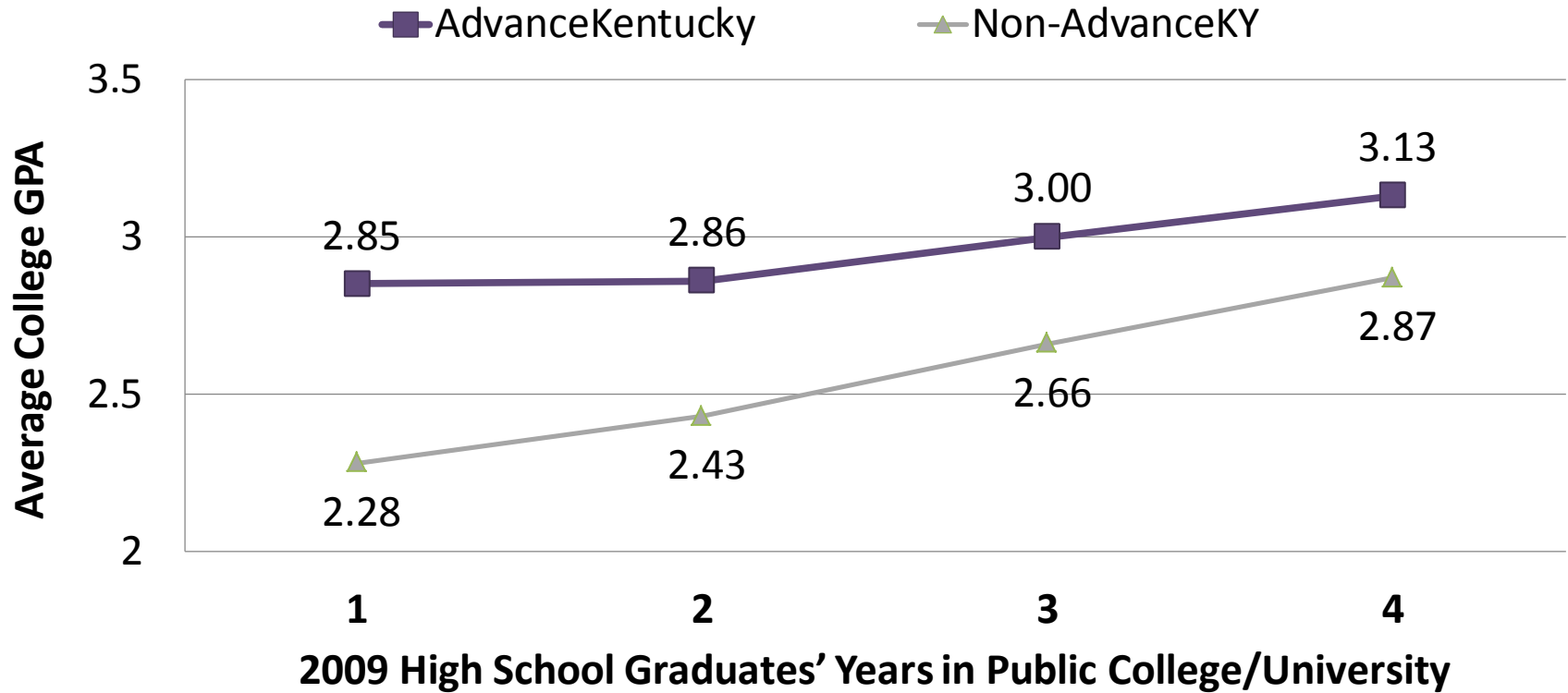
## AdvanceKentucky Students...

- **Go to college** at higher rates
- **Earn higher GPAs** each year in college
- **Persist to year 2** in college at higher rates
- **Graduate from college** in four years at almost twice the rate

125



126





# College Persistence and 4-Year Graduation

Longitudinal Research

Class of 2009 | Comparison Group

*Among All College Going...*



**AdvanceKentucky**

*Among 95% College Going*

**Non-AdvanceKY**

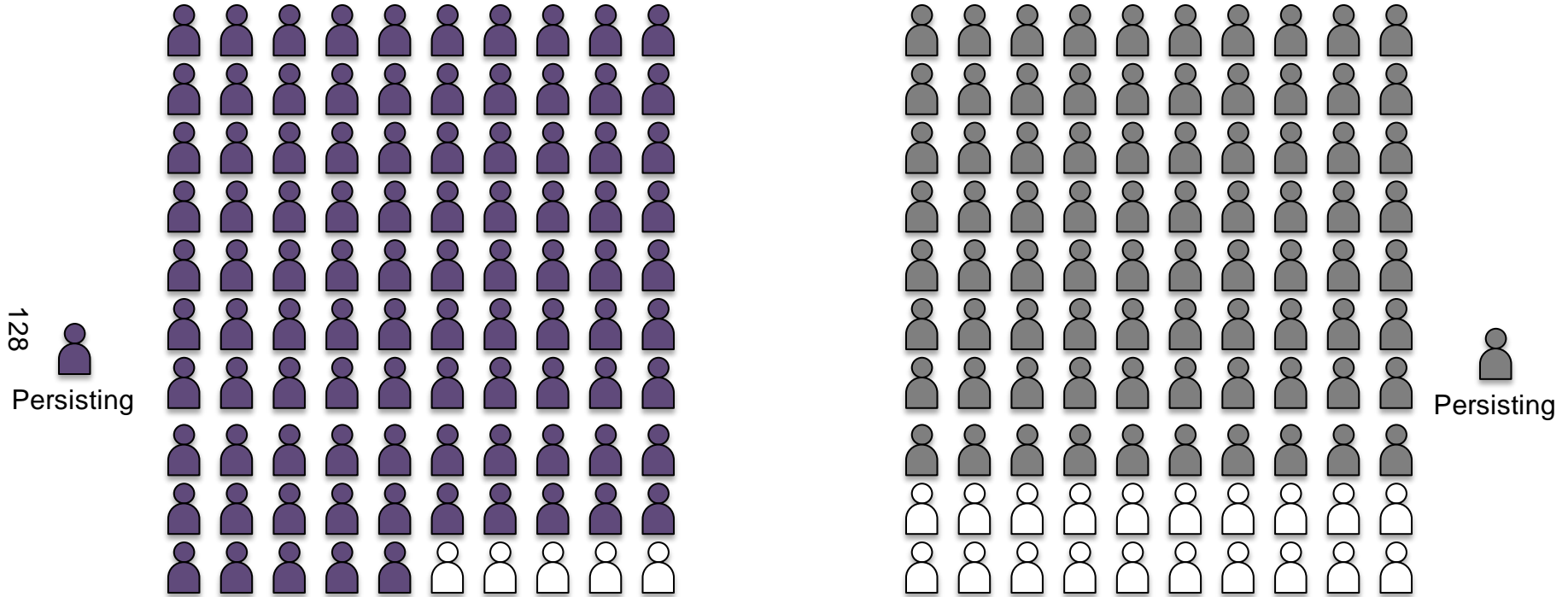
*Among 63% College Going*

# College Persistence and 4-Year Graduation

Longitudinal Research

Class of 2009 | Comparison Group

*% Persisting to Year 2 in College*



**AdvanceKentucky**

**95%**

**Non-AdvanceKY**

**80%**

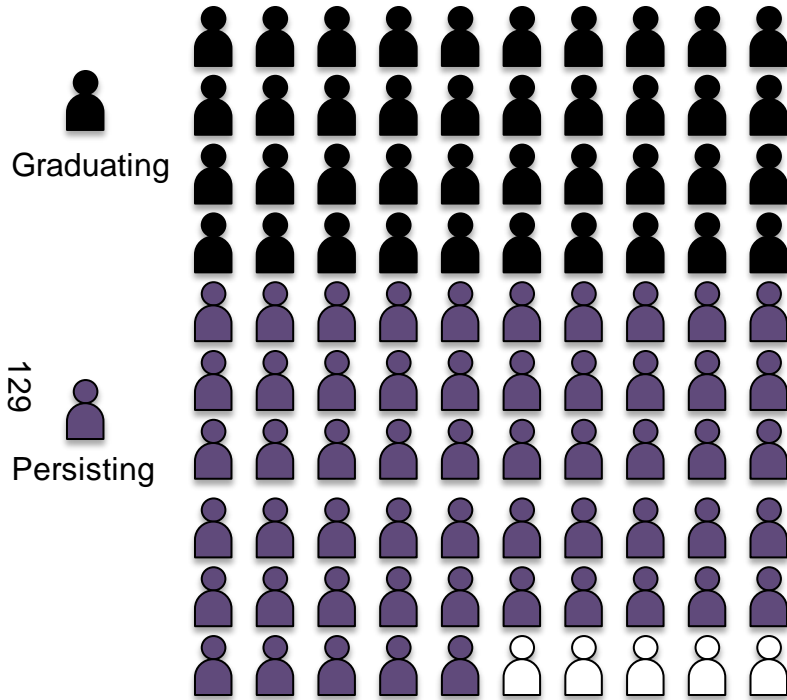


# College Persistence and 4-Year Graduation

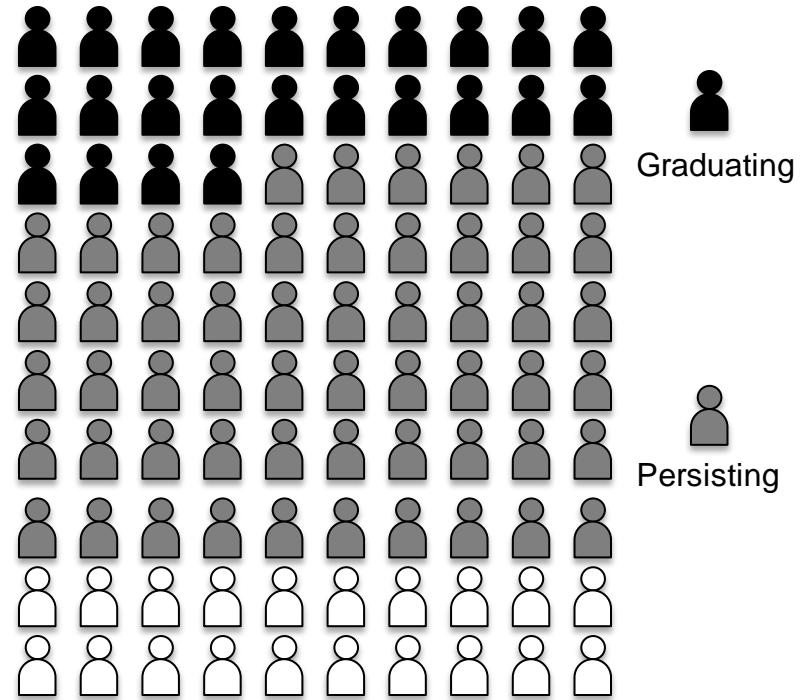
Longitudinal Research

Class of 2009 | Comparison Group

*% Graduating in 4 Years*



**AdvanceKentucky**  
**40%**



**Non-AdvanceKY**  
**24%**




# RESEARCH Highlights *Classes of 2009-2012*

*vs. COMPARISON GROUPS*

## AdvanceKentucky Underrepresented Students...

- Consistently **go to college** at higher rates
- Consistently enroll in **fewer remedial classes** in college

130

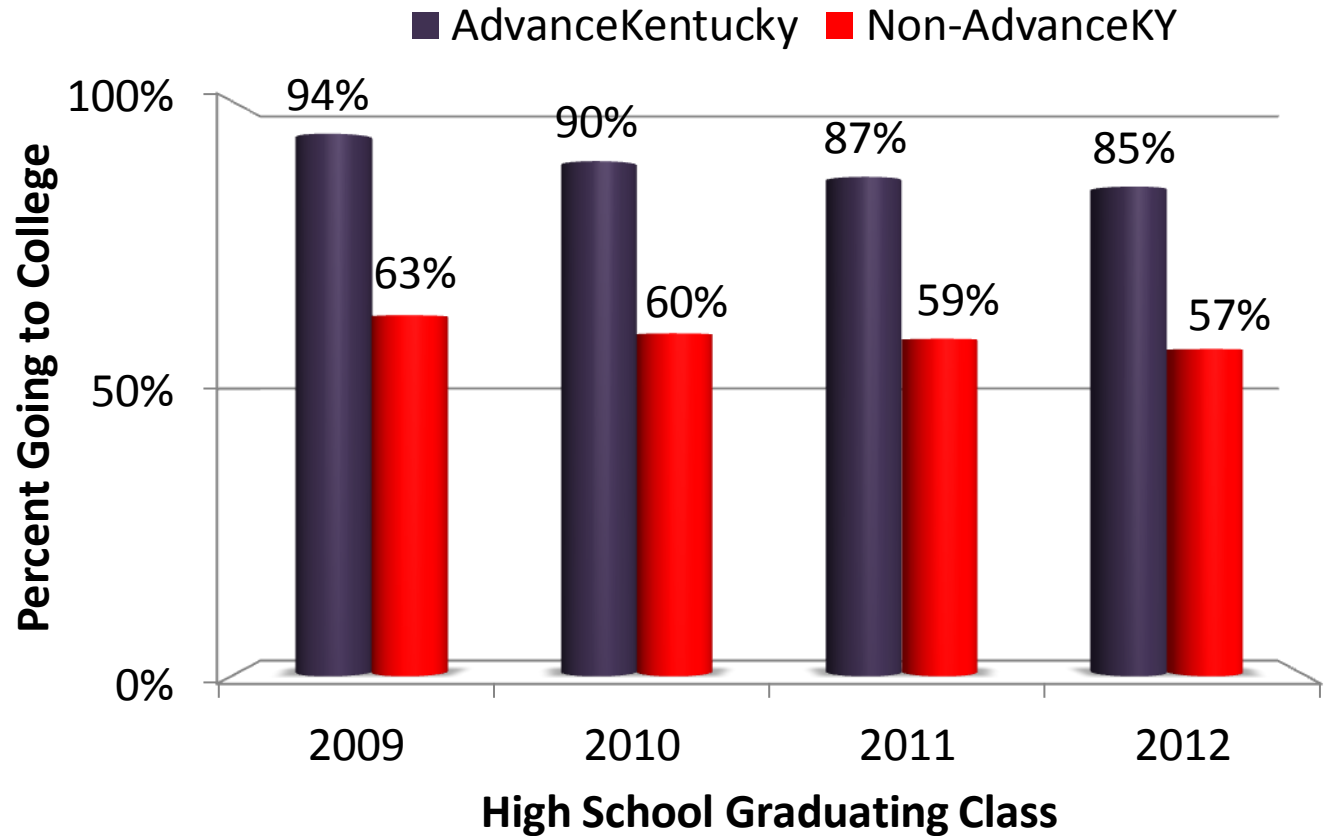


# College Going: White Students

Longitudinal Research

'09-'12 Graduating Classes | Comparison Groups

*Percent of White students going to college*

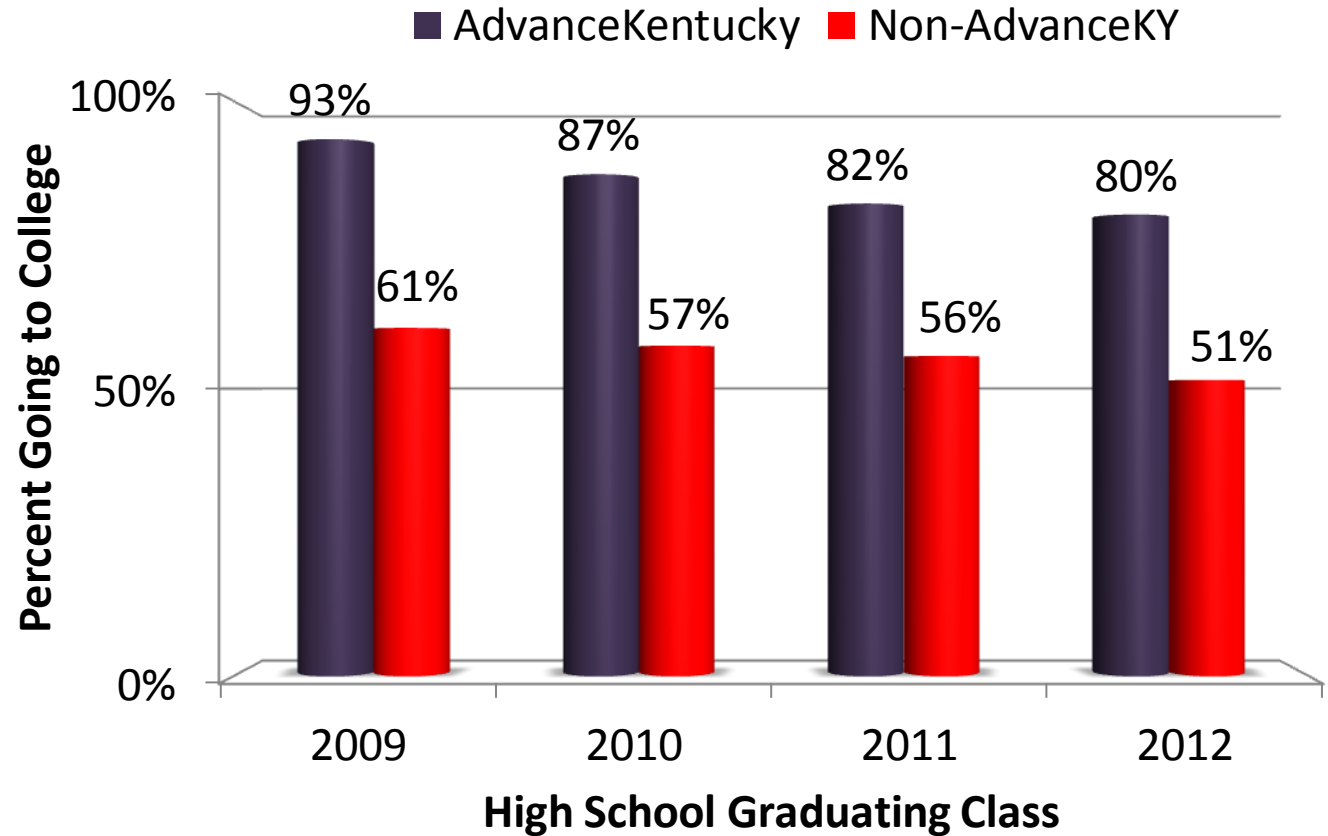


# College Going: Minority Students

Longitudinal Research

'09-'12 Graduating Classes | Comparison Groups

*Percent of Minority students going to college*



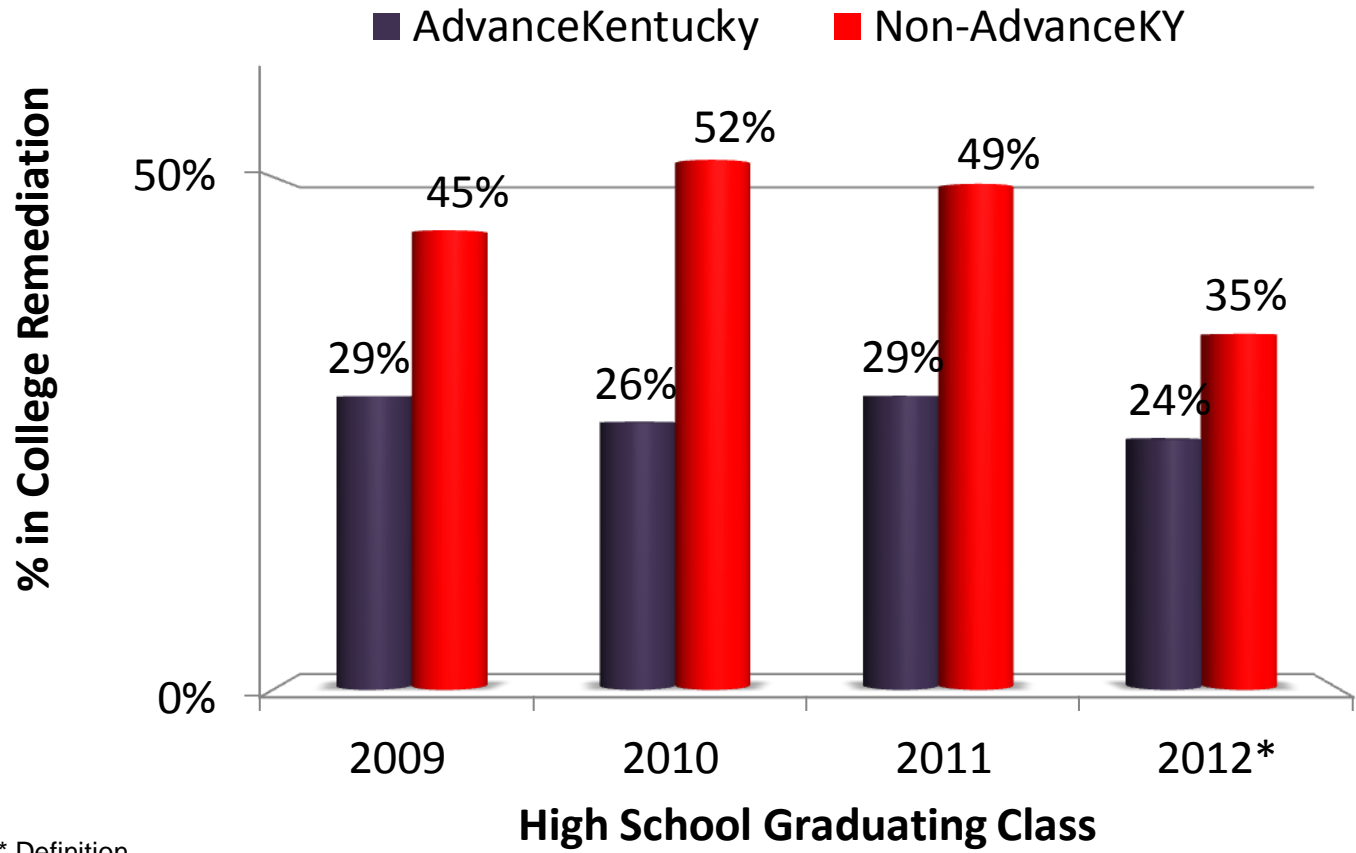
132

# Remediation: Minority Students

Longitudinal Research

'09-'12 Graduating Classes | Comparison Groups


*Percent of Minority students enrolled in remedial course(s) in college*



133



\* Definition of 'remedial' changed in 2012

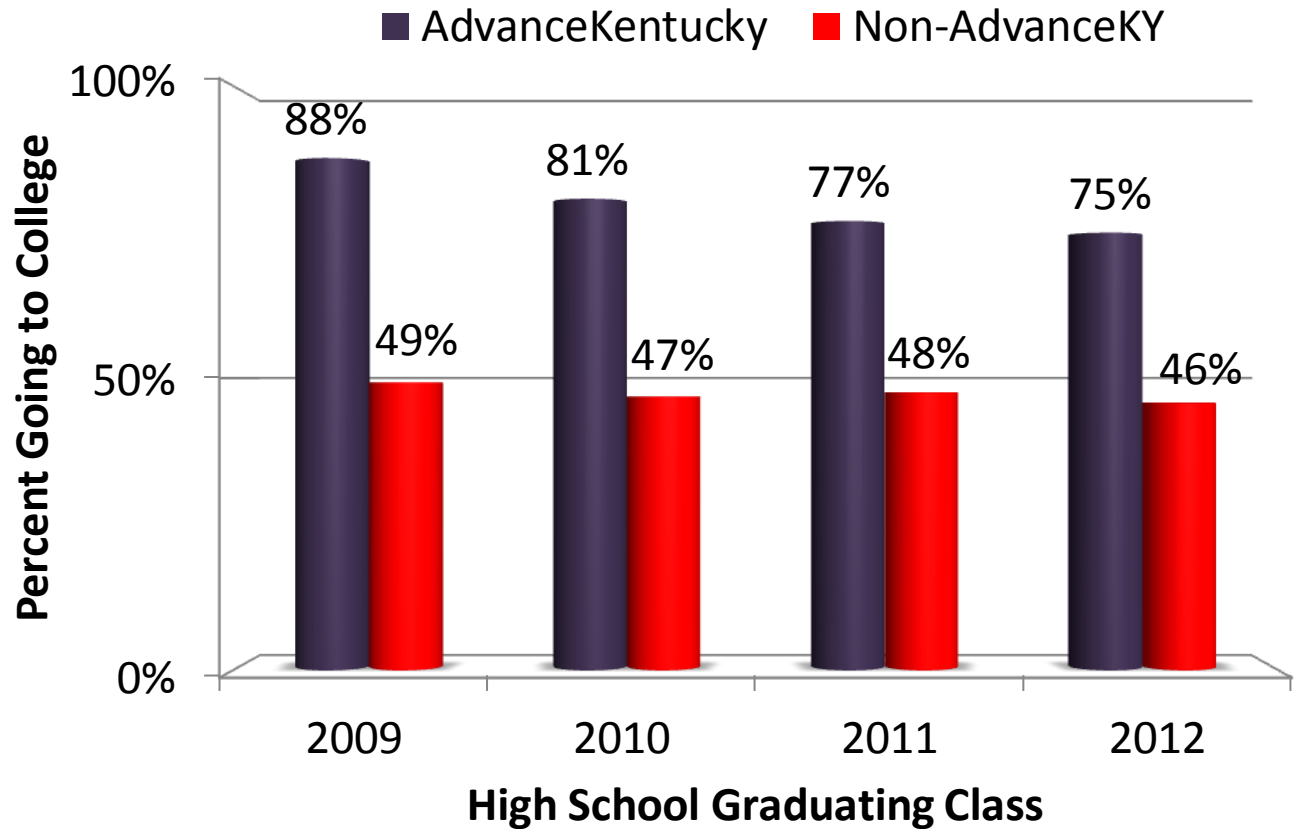


# College Going: Low Income Students

Longitudinal Research

'09-'12 Graduating Classes | Comparison Groups

*Percent of Free/Reduced Lunch (FRL) Students Going to College*

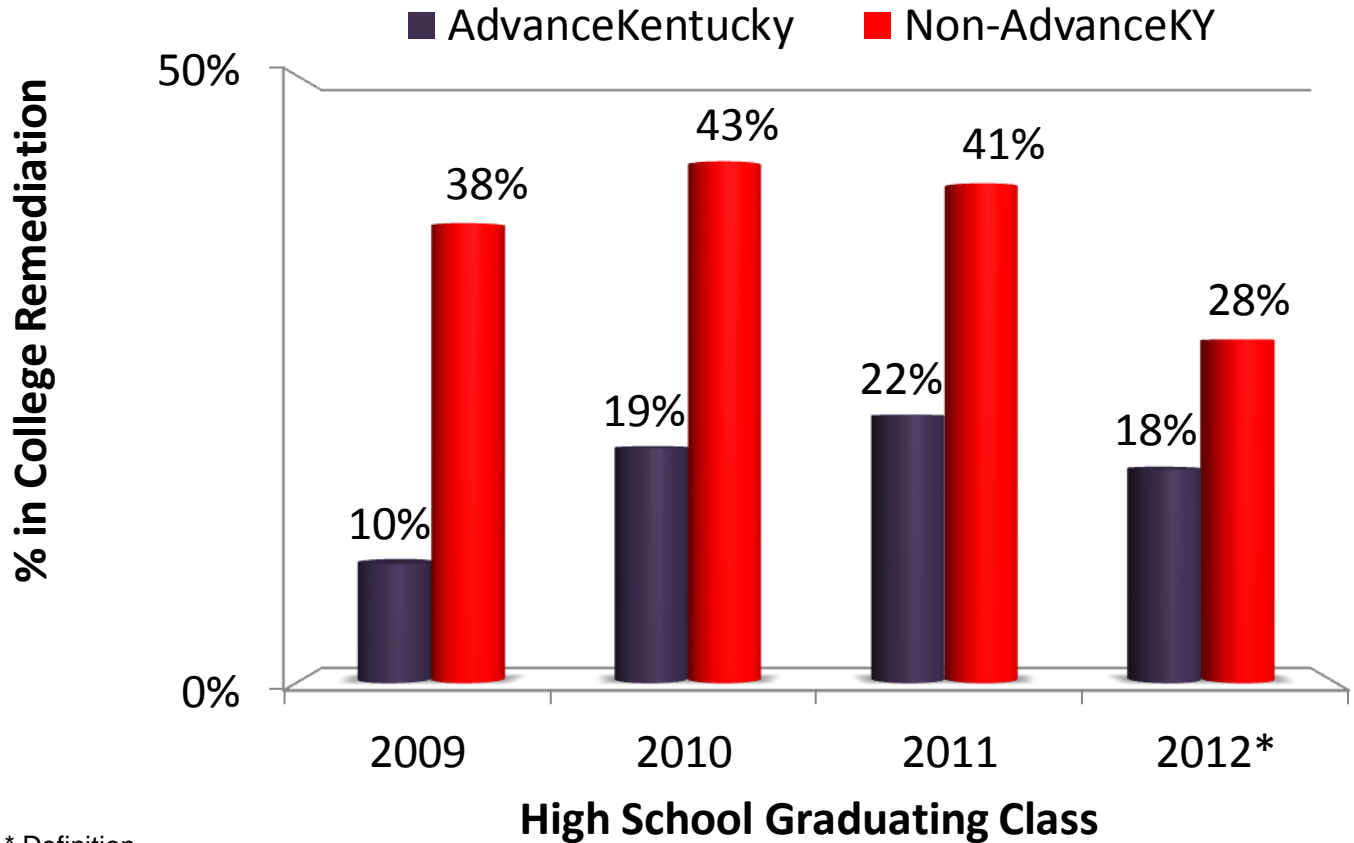


134

# Remediation: Low Income Students

Longitudinal Research  
'09—'12 Graduating Classes | Comparison Groups


*Percent of FRL Students enrolled in remedial course(s) in college*



135



\* Definition of 'remedial' changed in 2012



*vs. CONTROL GROUP\**

## AdvanceKentucky Students...

- Average **ACT** scores demonstrate nearly a 1.5-point advantage
- Achieved an 8%-point advantage in **College/Career Readiness**
- Demonstrated 11%-point gain in **College Going** rate
- Earned higher **GPA** the first year in college (and KEES eligibility)

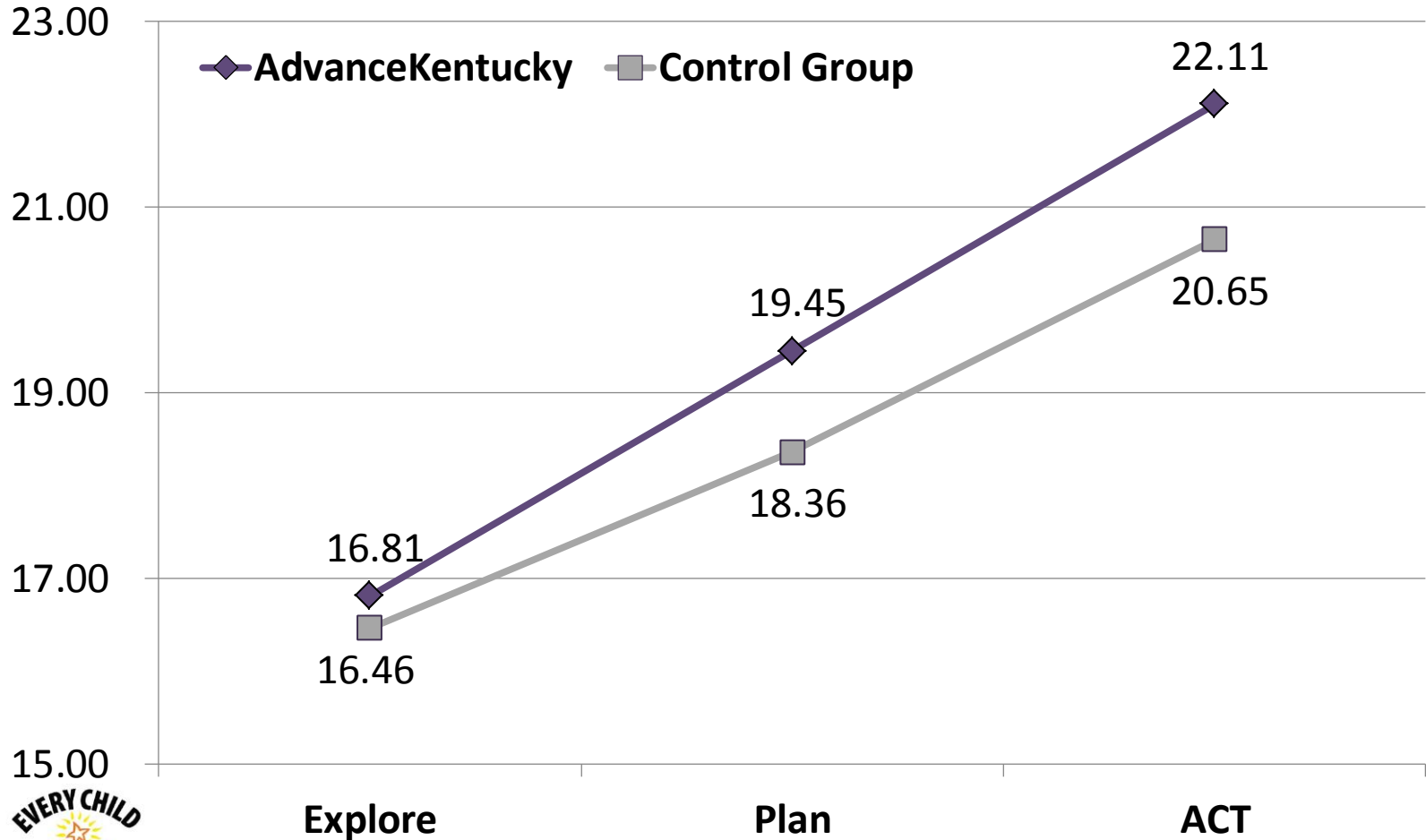
\* Findings based on a control group comprised of 2012 High School Graduates that earned average Explore scores within 1 standard deviation of AdvanceKentucky students.



# Performance on Plan and ACT

Longitudinal Research  
Class of 2012 | Control Group

137




Class of 2012	AdvanceKentucky	Control Group*
College/Career Ready	76%	68%
College Going	85%	73%
First-Year College GPA	2.65	2.46

\* Control Group includes 2012 high school graduates who earned within 1 standard deviation of the average Explore score earned by the AdvanceKentucky group



# Elements of Success




The NMSI AP\* College Readiness Program



139




\* Advanced Placement, AP and Pre-AP are registered trademarks of College Board.





advanceky@kstc.com  
[www.advanceky.com](http://www.advanceky.com)  
@AdvanceKentucky



## Committee on Equal Opportunities Report

The Committee on Equal Opportunities met Monday, March 23, 2015, in Frankfort, Kentucky. Following is the status of initiatives, recurring activities, and discussions related to the Committee on Equal Opportunities.

**2013 Degree Program Eligibility:** All universities, as well as the sixteen Kentucky Community and Technical Colleges, are eligible to implement new academic programs in calendar year 2015. After review of the evaluation results by the CEO, the degree program eligibility status reports were forwarded to the institutional presidents.

**2014 Diversity Plan Assessment Reports:** The Kentucky Public Postsecondary Education Diversity Policy and Framework for Institution Diversity Plan Development requires that all public institutions submit an annual assessment report that highlights the progress of their campus-based diversity plans, in addition to developing a presentation for the CEO. The March meeting included reports from three of the eight universities. The institutional performance presentations correspond to the Student Success focus area, identified in the Council's Strategic Agenda, *Stronger by Degrees*. The Statewide Diversity Policy advances one of the main policy objectives in the area of Student Success:

Policy Objective 4: Increase high quality degree production and completion rates at all levels and close achievement gaps, particularly for lower-income, underprepared, and underrepresented minority students.

The meeting included presentations from administrators that featured the results of their diversity plan assessments from the 2012-13 and 2013-14 academic years. Presentations were given by:

- Murray State University: Ms. Crystal Coleman, Ms. Cami Pierce-Duffy
- University of Kentucky: Mr. Terry Allen
- Western Kentucky University: Dr. Richard Miller, Ms. Andrea Garr-Barnes

The remaining universities, as well as KCTCS, will present at the May and October CEO meetings.

**Strategic Agenda Policy Forum – Diversity:** The Council on Postsecondary Education is conducting a series of half-day policy forums to gather input from a variety of stakeholders on issues that are instrumental to increasing Kentucky's educational attainment and economic development opportunities. Approximately 35 administrators, staff, educational stakeholders, and constituents from across Kentucky participated in a discussion regarding diversity in higher education on March 24, 2015. The information from the discussions will be used for

the development of the next statewide Strategic Agenda, which will guide the postsecondary system's key priorities and strategies from 2016-2020.

**Governor's Minority Student College Preparation Program:** The Annual GMSCPP Statewide Conference will be hosted by Murray State University, June 15-16, 2015; approximately 200 students, from across the Commonwealth, are expected to participate in STEM-H activities and laboratory experiments during the day and a half conference.

**GMSCPP Academically Proficient High School Junior and Senior Diversity Conference:** The University of Louisville will host the 28<sup>TH</sup> Annual Academically Proficient High School Junior and Senior Diversity Conference, June 19-20, 2015. Approximately 300+ students, parents/guardians, and college fair representatives from across the Commonwealth are expected to attend. Participation in this conference by students and parents is voluntary. The partners for this conference are the Council on Postsecondary Education and the University of Louisville. Current sophomores and juniors are encouraged to visit the registration page for additional information; the link can be accessed at:

<http://cpe.ky.gov/news/calendar/statewide/acadprof.htm>

Staff preparation by Rana Johnson

## 2015 Legislative Session Summary Update

The major bills that were enacted and captured public attention during the 2015 Legislative Session included Senate Bill 192, the heroin legislation; House Bill 299, stabilizing gas-tax revenue for Road Fund projects; House Bill 8, providing for domestic violence protections; and House Bill 152, eliminating the requirement that telecom companies provide basic landline service in urban areas of the Commonwealth.

Major bills that were considered but did not pass include House Bill 145, which would have created a statewide smoke-free law; House Bill 443, which would have allowed for a P-3 (public-, private-partnerships) mechanism for transportation projects; House Bill 4, which would have authorized a \$3.3 billion bond issue to address pension obligations for the Teachers' Retirement System; and House Bill 1, a proposed constitutional amendment which would have allowed voters in cities and counties to vote on whether to impose a one-cent, time-limited local sales tax to finance-specified local projects.

The following postsecondary education related bills were adopted:

- House Bill 298: Authorizes \$132.5 million in bonds, supported by a \$5.459 million General Fund appropriation for debt service in fiscal year 2015-16, for construction of a research building at the University of Kentucky. The bond authorization amount will be matched by \$132.5 million in restricted funds by the University.
- House Bill 232: Allows the Craft Academy for Excellence in Science and Mathematics at Morehead State University to award a high school diploma, and also allows students at the Craft Academy to earn KEES scholarships.
- House Bill 510: Restores \$1,365,000 in Master Settlement Agreement (tobacco) funds to the Council in fiscal year 2015-16 for the Lung Cancer Research Fund of which an additional \$50,000 in each fiscal year shall be allotted from the Lung Cancer Research Fund to the Ovarian Cancer Screening Outreach Program at the University of Kentucky.

Key legislation affecting postsecondary education which did not pass included Senate Joint Resolution 106, which would have required performance-based funding, including a requirement that matching funds from institutional base budgets be at risk to qualify for performance funding dollars, and House Bill 235 which would have required additional board member training and orientation.

More detailed information on the 2015 legislative session can be accessed from the Legislative Research Commission's Web site at [www.lrc.ky.gov/record/15RS/record.htm](http://www.lrc.ky.gov/record/15RS/record.htm) and Governor's Office Web site at <http://migration.kentucky.gov/newsroom/governor/20150325session.htm>.

## 2016-2020 Strategic Agenda Planning Update

Work on the 2016-20 Strategic Agenda is underway. A Steering Committee was formed in late 2014, and is meeting regularly. Policy forums to gather broad stakeholder input are currently being held.

### Steering Committee

The Strategic Agenda Steering Committee was charged to oversee the various tasks that take place over the planning period, analyze data and information collected throughout the process, and facilitate the participation of a broad group of stakeholders in planning activities. It is comprised of representatives from the Council on Postsecondary Education, each public university and KCTCS, a representative from the independent colleges and universities, a faculty and student representative, a representative of the Governor's office, and a member of the Committee on Equal Opportunities. The committee has met three times.

**February 3 Meeting:** Patrick Kelly, senior associate with the National Center for Higher Education Management Systems (NCHEMS), presented about the strengths and challenges facing Kentucky's postsecondary system. He noted that improvements in educational attainment over the last decade have not yet had much impact on the state's per capita personal income, which underscores the need for more fruitful partnerships between postsecondary education and economic development. The report also shows Kentucky's rate of improvement on key indicators, which was among the highest in the nation from 2000-2010, has slowed significantly over the past five years. Please link [here](#) for the report.

**March 3 Meeting:** Committee members discussed the mission, vision, and values statements that guide the current strategic agenda. John DeAtley, of the National Center for Education and the Economy (NCEE), presented an overview of Kentucky Rising, KDE's new strategic initiative to improve the quality of P-12 education system and discussed how this work may align with the new strategic agenda for postsecondary and adult education.

**April 16 Meeting:** The committee will review its work on the mission, vision, and value statements and meet with Beth Brinley, Deputy Secretary of the Education and Workforce Development Cabinet, to learn more about the priorities of the Cabinet and Kentucky's workforce strategies. The committee also will begin a discussion about the strategic agenda framework, including the key policy areas of focus for the next five years.

The next meeting of the committee is scheduled for May 12 at Elizabethtown Community and Technical College.



## Policy Forums

A series of nine policy forums are being held mid-March through early May. These professionally-facilitated half-day forums are designed to gather input from key stakeholders and policy experts about the challenges and opportunities of each policy area of focus.

Topics include:

- College Access
- Academic Readiness
- Student Success
- Diversity
- Financial Barriers to College
- Research, Innovation, and Entrepreneurship
- Regional and Community Development
- Postsecondary Education and the Workforce - Employers
- Postsecondary Education and the Workforce - Educators

## Next Steps

Five town hall meetings will be held in mid-July to gather broad public feedback. The target audiences for the sessions are local and regional leaders, business owners, non-profit leaders, K-12 representatives, college students, and others. These two-hour sessions, held in partnership with a local college or university, will be professionally facilitated. Additional information will be available at the June 12 Council meeting.

Staff preparation by Lee Nimocks

## **“Stop Work” Report**

At the February 13, 2015 meeting, Council Chair, Glenn Denton, requested a report on projects and activities that the Council has stopped working on over the past several years due to budget cuts, changing priorities, the natural conclusion of time-limited projects, or staffing/organizational changes.

Since the start of the recession in 2008, the Council has lost about 40% of its General Fund revenue due to state budget reductions. Much of those cuts have affected funding that passes through the agency to the campuses or other organizations for programs such as the Regional Stewardship at the comprehensive universities, workforce development at KCTCS, the Kentucky Science and Technology Corporation for programs supporting tech transfer and research, and research program support to UK and UofL.

The Council’s day-to-day operations also have experienced significant funding reductions, which have resulted primarily in position eliminations. Since 2008, the number of General Fund supported positions at the Council has dropped by a third, from 95 to 63. These reductions have forced the agency to align its work more closely with the goals of the strategic agenda while continuing to meet its many statutory responsibilities.

While the budget cuts have been challenging for the agency, they also have made it more entrepreneurial. CPE staff members have secured a number of federal and private grants over the past several years to support time-limited initiatives aligned with the strategic agenda, and have implemented a more appropriate fee structure for our licensing function to support staff working in this area. Also, the agency has developed a number of technology tools to reduce administrative burdens on staff and streamline operations.

### **Workgroups and Committees**

One of the key roles of the Council is to encourage idea sharing and problem solving by convening groups and committees and groups to tackle a range of issues important to higher education and the Commonwealth. Since 2008-09, CPE has discontinued the groups below for a variety of issues, including completion of projects, staff reductions, and new agency priorities.

#### Scope of Work Completed

- Governor’s Higher Education Work Group (2009)
- Rural Access Work Group (2013)
- Science, Technology, Engineering and Mathematics Task Force (2008-09)
- Kentucky Adult Learner Initiative (2008-09)
- 2011-15 Strategic Agenda Steering Committee and Workgroups (2010)
- Developmental Education Task Force (2008)

### Discontinued or Dormant

- State P-16 Council
- Affordability Policy Group
- SB 1 Steering Committee
- Kentucky Tuning Project Steering Committee and Workgroups
- Campus Safety Committee
- Course Applicability System Implementation Workgroup
- Faculty Development Workgroup
- Kentucky Postsecondary Education Network Advisory Committee
- Postsecondary Education Technology Advisory Committee
- Statewide Public Health Advisory Committee
- Statewide Residency Committee

### **Key Initiatives and Projects**

The agency has reviewed all projects and ongoing commitments over the past several years to identify ways to scale back or discontinue activity.

- *Council meetings*: The number of meetings has been reduced from seven meetings a year plus a retreat, to five meetings a year plus a retreat.
- *Trusteeship Conferences*: This conference has moved from an annual to biannual schedule due to limited resources.
- *Transfer Madness*: This initiative is now coordinated by KCTCS, although CPE is still involved in marketing the event.
- *Insight Newsletter*: Limited staffing and resources have caused us to put this outreach tool on hold.
- *Engagement Conference*: This statewide conference highlighting regional stewardship activities used to be coordinated and staffed largely at CPE. The conference is now hosted by the campuses on a rotating basis.
- *Higher Education Legislative Reception*: This was held every other year during budget sessions, but was discontinued several years ago due to budget cuts.
- *Access to Success*: Kentucky participated for several years in a national effort to improve access and success among low income and underrepresented minorities. The project concluded last year.
- *SREB Go Alliance*: Kentucky participated in this regional initiative to improve college going for several years until 2014.
- *High School Feedback Reports*: This Council created report, which provides information back to Kentucky's high schools about the performance of their graduates in college, is now being produced by the Kentucky Center for Education and Workforce Statistics (KCEWS).
- *County Data Profiles*: Like the High School Feedback Reports, the County Data Profiles are now being produced by KCEWS.
- *Websites*: The Council hosts a number of websites to provide information related to several projects, including Internet 2, KRON and the KY Learning Depot, the KY

Core Academic Standards, and the Kentucky Partnership Academies. While these sites are still “live” they are not being updated.

- *College Prep Database*: The development of a database identifying key state level college preparation/promotion programs in middle/high schools was discontinued because of lack of funding.
- *Teacher Quality Summits*: With feedback from campuses, it was decided to discontinue the annual CPE/CCAO event which focused on teacher quality issues.
- *Base Closure and Realignment Commission (BRAC)*: CPE staff worked with institutions and other agencies on the development of a human resources career path 4000 new staff at Fort Knox. The Council’s role was phased out several years ago as work in the area concluded.
- *Regional Stewardship*: The Council spearheaded the development of a program at each comprehensive university, distributed funding, and monitored activity and progress. Funds were transferred to the institutions several years ago and there has been limited state involvement in the program since that time.
- *College-Level Learning Assessment Program*: General education outcomes were assessed at the state level using the ACT CAAP, but work in this area was phased out several years ago. The state currently is part of a national coalition to develop more effective strategies to assess college level learning.
- *Statewide Joint Engineering*: Staff created contracts, reviewed reports for adherence to agreements, and facilitated faculty development enhancing distance learning and instructional design. That work has been phased out.
- *Learn on Demand, Remediation Project*: The Council secured a \$1 million grant to support work at KCTCS in their Learn on Demand Project. Staff was devoted to the project to help coordinate the project and administer the grant. The project concluded last year.
- *Core to College*: This grant funded project to improve college readiness and teacher quality will end this summer.
- *Kentucky Virtual Library Professional Development*: KYVL has had to discontinue extensive professional development services they have been providing to K-12 teachers, public librarians, and postsecondary personnel due to staff cutbacks.
- *KYVL Workgroups*: The following KYVL workgroups have been put on hold until new funding can support the project plans for each service or program area: Marketing/Outreach; Training Resource Sharing/Interlibrary Loan; Next Gen Library Systems; Geolocation; Information Literacy/Inquiry.

Prepared by Lee Nimocks

# AIKCU NEWS

The Association of Independent Kentucky Colleges & Universities

## **AIKCU teams compete in Idea State U competition**

Teams of student entrepreneurs from **Asbury University, Berea College, Brescia University, Lindsey Wilson College, Georgetown College, Union College,** and the **University of Pikeville** competed in regional **Idea State U** business plan competitions in March. Several AIKCU teams moved on to the state finals.

## **University of the Cumberlands partners with Laurel Co. Schools Project Lead the Way**

**University of the Cumberlands** and the **Laurel County School District** will collaborate to articulate courses offered through the **Project Lead the Way (PLTW)** Engineering Program at the Laurel County Center for Innovation to facilitate career pathways in applied physics and engineering. More: [www.ucumberlands.edu/media/release.php?rk=2156](http://www.ucumberlands.edu/media/release.php?rk=2156)



## **10 AIKCU members participate in Transfer Madness**

Ten AIKCU members, in collaboration with all of the public institutions and KHEAA, took part in the third annual **Transfer Madness** event on March 26. The collaborative online transfer fair makes it easy for KCTCS students to connect with transfer advisors from anywhere to ask questions and explore scholarships and transfer opportunities. AIKCU participants included: **Asbury University, Campbellsville University, Georgetown College, Lindsey Wilson College, Midway College, St. Catharine College, Spalding University, Union College, University of the Cumberlands,** and **University of Pikeville.**

### Midway College announces it will hold the line on tuition

Midway College announced in March that tuition rates will not increase for the 2015-16 academic year.

### Spalding University hosts 43rd Annual Running of the Rodents

On April 9, Spalding University hosts the 43rd Annual Running of the Rodents. The Spalding and Louisville tradition pits trained rodents against each other in a race dubbed by Trivial Pursuit as the "The most exciting two seconds in sports." More: <https://spalding.edu/spalding-university-hosts-43rd-annual-running-of-the-rodents/>



### Thomas More wins national title; other AIKCU teams excel in winter sports

While attention was focused on a couple of other teams in the state, the **Thomas More College women's basketball** team went undefeated on their way to the NCAA Division III National Championship, gaining a New York Times profile along the way. Campbellsville University's women finished as runners-up in the NAIA Division I Championship. **Bellarmino University's men's basketball** advanced to the NCAA DII Final Four before narrowly falling to Florida Southern College in the semifinal. In other sports, **Lindsey Wilson College's Joe Cozart** brought home his second straight NAIA Wrestling National Championship.

### 30th annual Spotlight a big success

369 students from 10 AIKCU member colleges and Hanover University (IN) attended the 30th annual AIKCU Spotlight collaborative job, internship, and graduate school fair in February in Lexington. 83 percent of students who pre-registered for the event attended the fair to meet with recruiters.



**AIKCU**

Association of Independent  
Kentucky Colleges & Universities

# EKU Report

Eastern Kentucky University News for the Council on Postsecondary Education

April 2015



## Center for Student Life at Heart of Renewal Plans

A proposed Center for Student Life at EKU is aimed at transforming the student experience by revitalizing the core of the Richmond campus.

University officials believe a combination of renovations and new facilities in close proximity in the historic center of campus, holistically serving Eastern students, will make the campus a more compelling and welcoming place that will result in greater and more meaningful interactions and engage students more in the life of the University, even on weekends.

The Center, or CSL, is the signature element of a broad and ambitious campus revitalization plan, which can now be tracked at [ekubuilds.eku.edu](http://ekubuilds.eku.edu). The site includes a Q-and-A section about a recently approved student fee (ratified by the EKU Student Senate on March 17) and a Twitter feed that monitors the progress of numerous campus projects.

The Student Senate approved the \$150-per-semester student fee, which will remain in place for the next 20 years, for “student-centric” facilities. Two items of particular interest to the Senators are a new or renovated student union facility and much larger recreation center. The CSL will also encompass other facilities and landscaping features to be built or renovated in the heart of the Richmond campus.

As they participate in a once-in-a-generation opportunity to reshape the campus landscape and transform the “Eastern Experience,” students will play an active role in deciding the features of both the recreation center and student union. Initial design work and project cost estimates for the CSL are expected to be completed by October. EKU officials anticipate the final agency bond amount will be submitted to the CPE and Finance Cabinet this December for inclusion in the 2016 budget request and will then seek General Assembly approval next year to begin the project.

Other components of the Center for Student Life, to be funded by a combination of public-private partnerships, private funds and the University, are expected to include:

- new residence halls
- a new dining-only facility
- a multi-level parking garage
- the Noel Reading Porch on the south side of Crabbe Library and an adjacent pedestrian plaza between the Library and the Weaver Building
- Carloftis Garden (at the former site of the Martin Hall tennis courts)
- a Lancaster Avenue pedestrian gateway at the former site of the Combs residence hall.

Changes on the Richmond campus are hardly limited to the CSL. Many other ongoing and planned projects are addressing facilities in need of renovation and enhancing the curb appeal of Eastern.

## Bullhorn to Help Develop New Brand Strategy

A partner has been selected to provide expert guidance in the development of a new brand strategy for EKU.

Scott Cason, vice president for communications and marketing at EKU, said Bullhorn Creative, a Lexington-based branding and creative services firm, was chosen as the “direct result of the challenge President Benson has made to ‘Make No Little Plans.’ Bullhorn’s work and vision reflects a level of boldness we need to advance this great institution at this important point in our history.”

Benson said the University is “very excited to work with Bullhorn, given their ties to this part of the state and that some of their employees attended EKU and know the institution very well. While they understand our target audience, we will push them to broaden our base and expand our reach and reputation. Great things are ahead for Eastern.”

A new brand platform and subsequent integrated strategic marketing plan “will serve as the foundation for our effort to define and advance the University brand,” Cason said. “We also expect the focus and energy we generate via this campaign will enhance our recruitment and retention efforts and inspire the University community to rally around the values and personality that are distinctly ‘Eastern.’”

Brad Flowers, a partner in the firm, said one reason he started Bullhorn “was to change the way people think about Kentucky. Working with EKU is a great opportunity to do this in a very practical way. The work we will do together will not only benefit our organizations, but will continue to raise the bar for everyone in the state.”



## “Colonels at the Capitol” Day Big Hit with Lawmakers

EKU continued to show its commitment to engaging in the legislative process by hosting another Colonels at the Capitol Day in Frankfort on Feb. 25.

For the second consecutive year, EKU not only brought the members of its Board of Regents, but also extended the event invitation to the President’s Council and the President’s Leaders in Action Academy.

“This was a wonderful opportunity for our campus leaders to interact with our state leaders,” said EKU President Michael Benson. “We were also able to express our gratitude for their help in obtaining key resources to further enhance our University.”

Senate President Robert Stivers said: “We are witnessing how quickly technology is advancing and how important it is for our higher education institutions to remain on the cutting edge for our students. We worked very hard to ensure funding for your University to complete the next phase of your New Science Building and to help further advance your unique aviation program.”

Several legislators also spoke about how proud they are of the new leadership, guided by Benson, which has given a sense of renewal and excitement to the University that is now visible at the Capitol.

“You can feel the energy that the president has brought to the campus,” said State Rep. Rita Smart. “When I was first elected, people would say, ‘Where is EKU?’ and now they say, ‘We see EKU every day.’”

## Roark Named Eastern’s Second President

As its acting president 1909-10, Mary C. Roark led what was then Eastern Kentucky State Normal School at a time when women couldn’t even vote in state or federal elections.

Because of her trailblazing achievements, the EKU Board of Regents voted at its regular meeting in February to remove the word “acting” from her title and officially designate her as the institution’s second president.

Mrs. Roark succeeded her husband and Eastern’s first president, Ruric Nevel Roark (1906-09), when he became ill in February 1909. After he died two months later, she continued to serve in the position until April 1910, when John Grant Crabbe was named president. She was the first female to serve as president, albeit acting, of a public higher education institution in Kentucky history.

## Lochmueller Named Athletics Director

Steve Lochmueller, already a familiar name to many Kentuckians, brings an entrepreneurial vision, business savvy and proven leadership skills in diverse settings as the next Director of Athletics at EKU.



In announcing the decision, EKU President Michael Benson said Lochmueller’s “unique skill set” makes him ideally suited for the position.

“Steve is the son of a former student-athlete and coach and teacher, played college basketball at the highest level under legendary coaches, and has served on various athletics-affiliated boards,” Benson noted. “He has been around athletics his entire life in many different roles and understands the broad spectrum that is intercollegiate athletics. Add to that his extensive business experience and his vast array of contacts within the Commonwealth and beyond, and I believe we have in Steve Lochmueller a leader who can imbue our athletics operation with a business mindset focused on resource and revenue generation.”

## Partnerships Grow Aviation Program

EKU’s Aviation Program now boasts the nation’s first FAA-approved 1,000-hour power, 2+2 degree pathway, and it is easily accessible, thanks to the University’s partnerships with KCTCS institutions in Ashland, Owensboro, Hazard and Middlesboro.

Those four community and technical colleges were selected because of their proximity to airports. The bottom line is that graduates of the program now have a quicker, more convenient and less expensive path to become licensed pilots, with a four-year college degree to enhance their career opportunities.

Students participating in the 2+2 partnership will earn an associate degree at a partnering community and technical colleges, where they complete lower-division college courses taught by community college faculty. Simultaneously, they will take lower-division aviation courses taught by local instructors hired through EKU. Ultimately, they will complete the upper-division baccalaureate degree courses by taking entirely online courses through Eastern.



# KCTCS GOOD NEWS REPORT

HIGHER EDUCATION BEGINS HERE

APRIL 2015



Above: Pictured (l-r): Former U.S. Representative George Miller (D-CA), WKCTC President Barbara Veazey, and Mitch Daniels, president of Purdue University and former Indiana Governor at the Aspen Prize Ceremony in Washington, DC.

## WKCTC Named One of Top Three Community Colleges in America by Aspen Institute

The Aspen Institute announced that West Kentucky Community & Technical College (WKCTC) in Paducah, Kentucky was a Finalist-with-Distinction for the 2015 Aspen Prize for Community College Excellence March 18. Selected from 1,123 community colleges nationwide, this is the second time WKCTC has been awarded this honor along with \$100,000 in Prize funds to support its programs.

The Aspen Prize, the nation's preeminent recognition of high achievement and performance in America's community colleges, is awarded every two years and recognizes institutions for outstanding outcomes in four areas: student learning; certificate and degree completion; employment and earnings; and high levels of access and success for minority and low-income students.

"West Kentucky Community & Technical College has been a steady improver and built a community-wide college-going culture in an area where few people sought a degree beyond a high school diploma," said Joshua Wyner, Executive Director of the Aspen Institute College Excellence Program and author of *What Excellent Community Colleges Do*. "Faculty and staff are constantly working hard to improve their teaching and get students on the path to a better future."

WKCTC has ranked as a Top Ten Finalist every year the Aspen Prize has been awarded since its launch in 2011. Located in a region with low educational achievement and significant industrial decline, WKCTC has worked to draw first-generation students into college and make sure they succeed. Faculty and staff consistently track student learning and completion outcomes, and use data to improve teaching and guidance practices in response. These efforts have resulted in an increase in student retention and degree completion. And, as thousands of jobs have left the region, the college has been a primary player in efforts to expand economic growth, from creating a high-tech industrial training facility for area companies to adding programs in anticipated growth areas, including marine technology and logistics and operations management.

"Being a finalist for the Aspen Institute College Excellence Program demonstrates West Kentucky Community and Technical College has achieved a level of success that few other colleges nationwide have attained," KCTCS President Jay Box said. "To be on this prestigious list three times is a great tribute to the students, faculty, staff and leadership. I'm proud of the dedication and commitment of the WKCTC team."

At the announcement event at the National Press Club in Washington, DC, national and state leaders joined in celebrating the program and the accomplishments of the finalists. Speakers included Dr. Jill Biden, Second Lady of the United States; Governor Bill Haslam of Tennessee – the first state in the nation to offer free community college; and Aspen Prize Jury co-chairs Mitch Daniels, president of Purdue University and former Governor of Indiana, and former Representative George Miller (D-CA).



Above Middle: Dr. Wally Montgomery, a Paducah Junior College Foundation Board of Trustees member, attends the viewing party at WKCTC.



Above Bottom: WKCTC employee Eugene Charvat (center) Holds up a "Proud to Be West Kentucky" sign during the viewing party.





# GOOD NEWS

## KENTUCKY STATE UNIVERSITY

### Women's Basketball Team Goes To NCAA Championship Tournament

In the NCAA Division II Women's Basketball Championship Tournament for just the third time in school history, the seventh-seeded Kentucky State University women's basketball team fell short of an upset victory over two-seed Nova Southeastern University, 66-56, on March 13 at Union University's Fred Delay Gymnasium.

KSU finished with its best overall record since the 1996-97 season when the Thorobrettes finished 25-6 and won the Southern Intercollegiate Athletic Conference (SIAC) championship.

*Shayla Moore*



### KSU Celebrates Black History Month With Living Legends

Kentucky State University celebrated living heroes, who continue to do their part to foster change in their respective fields and enrich their communities, with Black History Month convocations every Tuesday and Thursday throughout February.

Rufus Friday, publisher of the Lexington Herald-Leader, spoke on Feb. 12. He asked audience members to consider the living legends in their lives, including KSU President Raymond M. Burse.

All the featured speakers of the Living African-American Legends series – attorneys, corporate executives and other leaders of varied organizations – shared their success stories and offered advice to the students, faculty and staff. Alumni and others from Frankfort and nearby cities also attended the convocations in Bradford Hall's Carl H. Smith Auditorium.

Friday praised KSU for an impressive list of speakers.

"From humble beginnings, they let no hurdles, high or low, keep them from reaching the next level of personal and career achievements and, in the process, enhanced their ability to help others," Friday said.

The Feb. 5 speaker, Wil James, president of Toyota Motor Manufacturing of Kentucky, also spoke of his own humble



*Toyota Motor Manufacturing, Kentucky, Inc. President Wil James*

beginnings, saying he was certain KSU students could excel the same way he excelled.

"If you really want to grow, you've got to push yourself beyond your comfort zone," James said.

### KSU Named To President's Honor Roll For Community Service

Kentucky State University has been named to the 2014 President's Honor Roll For Community Service for the sixth consecutive year. The President's Higher Education Community Service Honor Roll is an initiative of the Corporation for National and Community Service. It is the highest federal recognition an institution of higher education can receive for its community service work. It highlights the role colleges and universities play in solving community problems and placing more students on a lifelong path of civic engagement by recognizing institutions that achieve meaningful, measurable outcomes in the communities they serve.

# Blazer Library Features New Technology

Blazer Library has added a new feature in an effort to enhance services offered to students, faculty and staff. The Collaboration Table “Dugout” is designed to foster collaborative and interactive learning. With a two-tiered table that fits 12 people, two screens and portals that support laptops, the Dugout assists users with sharing ideas on class projects, meetings, small group projects and research.

“It’s a table where students, faculty or staff can come together to co-create on a document or a project or work on a paper together and be able to project that paper on a huge



screen from their laptops,” says library director Sheila Stuckey.

The new feature has received early kudos since it was installed in January. Reference librarian Raphael Jackson wrote in an email to Stuckey: “A study group with a professor came into the library hoping to use the upstairs conference room, however it was occupied. I showed them how to use the Dugout in Periodicals, and they were excited as ever. They praised the library left and right.”

In addition to online library databases, Blazer Library holds 346,399 volumes.

## Summer Apprenticeship Program To Focus On STEM Areas

KSU is set to launch a new program that will prepare future college students for study in the STEM areas – science, technology, engineering and mathematics.

The 2015 Summer Apprenticeship Program will host 30 minority rising juniors interested in STEM careers. The three-week residential program, which launches June 7 – 27, 2015, will introduce the high school students to undergraduate-level STEM programs and help them gain experience in college-level research. The program is funded for 2015, 2016 and 2017.

The apprenticeship program will also help Kentucky State University recruit students to its STEM programs and

retain students once they are enrolled, according to Dr. Buddhi Gyawali, assistant professor of geographic information systems in the College of Agriculture, Food Science and Sustainable Systems.

Students will take courses, participate in research and visit STEM work places, says Gyawali, who coordinates the apprenticeship program and wrote the three successful grant proposals to fund the program. The summer program is funded by the National Science Foundation and the U.S. Department of Agriculture.



*Dr. Buddhi Gyawali*

## CAFSSS Receives Grant To Support Research In Pawpaw Fruit

The College of Agriculture, Food Science and Sustainable Systems’ Dr. Kirk Pomper, associate research director and professor; research and extension associate Sheri Crabtree; and research associate Jeremy Lowe were notified that their Sustainable Agriculture Research and Education grant proposal titled “Jump Starting New Pawpaw Variety Production for

the Industry: Developing Grafting and Top Working Approaches for Growers” was funded for \$203,395. The grant will support research in optimizing top working approaches on existing rootstock trees and enable rapid varietal production of high-quality and high-demand pawpaw fruit.

## Thorobred News Wins SPJ Awards

The student newspaper *Thorobred News* brought home two Mark of Excellence awards from the Society of Professional Journalists regional conference held in Louisville in March. Senior Benjamin Schroeder was the winner in the Sports Writing category for small schools for his story “54 to boot,” a profile of 54-year-old KSU football player Quenton Karlberg. The editorial board was a finalist in the Editorial Writing category for the required three-article compilation. SPJ presents the

annual Mark of Excellence awards to honor the best in student journalism in the categories of print, online, radio and television. Entries are judged on the regional level first, with the winners advancing on to the national judging. KSU competes in SPJ Region 5, which comprises schools in Kentucky, Illinois and Indiana. Schroeder’s article automatically qualifies for the national competition.



## MSU breaks ground on \$48.3 million in projects

Officials of MSU, along with members of its Board of Regents, local and state legislators, broke ground March 19 for three new projects with a total estimated cost of \$48.3 million. The three projects are the East Parking Complex and Dining Commons, the Main Campus Residence Hall and the Derrickson Agricultural Complex Residence Hall.

None of the projects are being financed with state general fund appropriations or state bonds.

All three projects are scheduled to be completed by Fall 2016.

“This is a historic day,” said Dr. Wayne D. Andrews, MSU president. “We have done a lot of work on the planning of these projects. Every MSU student will benefit.”

“The students told us they want better housing, better food service, better parking and better technology. All four of those improvements are underway.”

The East Parking Complex and Dining Commons will be built on the site of the former Waterfield Hall at a cost of \$17.6 million. There will be approximately 400 parking spaces on three parking decks (totaling 110,000 square feet). The 25,000 square foot dining commons will overlook the central residential community. The project was designed by EOP Architects, Lexington. The parking and dining facility is being funded from private funds and from student fees for housing, parking and dining services.

The Main Campus Residence Hall (yet to be named) will be built on the site of the former Regents and Wilson Halls. At a cost of \$28 million, the new hall will provide space for 550 residents. It will provide suite style rooms, student/study meeting areas, and will have Wi-Fi connectivity throughout. Sherman Carter Barnhart of Lexington designed the building.

At the Derrickson Agricultural Complex (on KY 377 north of Morehead), two new residential facilities will be built. At a cost of \$2.7 million, the halls combined will have 15,000 total square footage and will have 48 beds with six-person apartment style rooms along with amenities that will be conducive to farm learning/living environment. Both buildings will offer Wi-Fi connectivity throughout. The project was designed by Sherman Carter Barnhart of Lexington and will be built by Codell Construction of Winchester.

The residence halls will be funded with institutional bonds paid by rental fees from residents.

These projects are part of a comprehensive Campus Master Plan that focuses on meeting student, employee and community needs and expectations. The vision is to make the campus a greener, more pedestrian-friendly place, with plans to recreate a central campus entrance and establish focused “districts” of activity.

***To follow MSU's progress on these and other campus improvement projects, visit [www.moreheadstate.edu/progress](http://www.moreheadstate.edu/progress).***



### Office of the President

202 Howell-McDowell Building | Morehead, KY 40351  
Phone: 606-783-2022 | [president@moreheadstate.edu](mailto:president@moreheadstate.edu)  
[www.moreheadstate.edu/president](http://www.moreheadstate.edu/president)

## **Craft Academy selects initial class**

The Craft Academy for Excellence in Science and Mathematics at Morehead State University has selected 60 students for its Class of 2017.

“The announcement of the inaugural class of the Craft Academy marks an exciting moment in Morehead State University’s rich history,” said Dr. Wayne D. Andrews, president. “We are eager to welcome some of the Commonwealth’s best and brightest to MSU and look forward to having them join us on campus this August.”

The Craft Academy for Excellence in Science and Mathematics will meet the unique educational needs of academically gifted and talented high school juniors and seniors in the Commonwealth. A college-level curriculum will allow students to finish high school while also completing up to two years of university coursework. It will offer a residential college experience and environment to promote innovation and creative enterprise, developing the full potential of the state’s brightest minds and most promising future leaders.

In addition, the Craft Academy will offer project-based STEM+X courses that will enrich educational experiences and develop competencies in entrepreneurship and innovation, design and creativity, and civic and regional engagement.

Students will live on campus in a newly renovated residence hall designed for high school aged students. The facility will have meeting and social space and be staffed 24/7. Counselors and advisors also will be available.

“This first class of scholars includes some of the most academically talented students from across the Commonwealth, and we couldn’t be more proud of them,” said Dr. Carol Christian, director of the Craft Academy. “The selection process was extremely competitive, and we were very pleased with the quality of all the candidates that applied. By developing minds that will create, invent and lead, these Craft Academy participants represent Kentucky’s future in the STEM fields. I can only imagine the impact they will have on the quality of life in our region, state and beyond.”

## **MSU designated a ‘Tree Campus USA’**

MSU has been honored with 2014 Tree Campus USA® recognition by the Arbor Day Foundation for its commitment to effective urban forest management. Tree Campus USA is a national program created in 2008 by the Arbor Day Foundation and sponsored by Toyota to honor colleges and universities for effective campus forest management and for engaging staff and students in conservation goals.

## **MSU selected as ‘Best for Vets: Business Schools’**

Military Times has announced Morehead State University’s School of Business Administration has made its “Best for Vets: Business Schools 2015” rankings. MSU was ranked among the top 75 business schools. Selections focused on veteran culture and curriculum, cost in the context of military and veteran benefits, overall veteran policies, and publicly available quality measures.


MSU is nationally recognized as one of the top military and veteran friendly schools in the nation. MSU has been recognized as a military/veteran-friendly university by GI Jobs magazine, Military Advanced Education journal, the Military Times and the U.S. News and World Report.



# MURRAY STATE UNIVERSITY

## NSF instrumentation grant allows for strength testing and enhances student curriculum

The department of chemistry received a highly competitive Major Research Instrumentation grant from the National Science Foundation (NSF) for \$149,940 to purchase a Dynamic Mechanical Analyzer (DMA). Three chemistry faculty members serve together at the helm of the grant — Dr. Kevin Miller, principal investigator, and Dr. Daniel Johnson and Dr. Rachel Allenbaugh, co-principal investigators. The DMA allows for the mechanical testing of polymeric films, fibers and liquid crystalline materials to determine if the mechanical strength of newly developed materials match or exceed those currently used in commercial products. The DMA provides



Three faculty members from the Jesse D. Jones College of Science, Engineering and Technology — Dr. Kevin Miller, Dr. Rachel Allenbaugh and Dr. Daniel Johnson — with the new Dynamic Mechanical Analyzer.

the department with a full complement of instruments for polymer and materials characterization. The state-of-the-art instrumentation will also enhance curriculum development in the department of chemistry and the Institute of Engineering, and enhance the education of students who enroll in the new polymer and materials science track in chemistry.

## Racers stage strong comeback, nearly topple No. 1 seeded Old Dominion


The MSU men's basketball program wrapped up its 28th consecutive winning season with a trip to the quarterfinals of the NIT, falling three points short to a strong Old Dominion team. The Racers were a whisker away from having their third 30-win season since 2010 and finished with the third best win total in the 90-year history of the program. MSU had the nation's second-longest win streak (25) during the season and was the first team at MSU and just the fifth in 67 seasons of OVC hoops to run the table 16-0. Murray State was nationally ranked at No. 24 in the *USA Today* poll and No. 25 by Associated Press. The Racers had the nation's top road win total of 12 including a run of 11 straight that ended at ODU. Racer Nation said goodbye to

a beloved trio of seniors (Jonathan Fairell, T.J. Sapp and Jarvis Williams), who won a total of 52 games in two seasons.



## Professor paves way for Kentucky's first National Historic Chemical Landmark

Dr. Bommanna Loganathan, Murray State professor of chemistry, nominated Kentuckian William Kelly's iron and steel making process to be approved by the National Historic Chemical Landmark program. Approval of the nomination led to the first such landmark in Kentucky. Kelly, who lived near Eddyville, invented a method of producing one of the most important materials of his day, refined iron.



William Kelly

He experimented with refining at two sites near Eddyville, starting in 1847. His development was an important step toward the manufacture of malleable iron products such as wrought iron and high strength, wear-resistant steel. Subsequently, various jobs were created for millions all over the world from the steel industry. Competing English inventor, Henry Bessemer, received a U.S. patent for the process in 1856; however, Kelly appealed to the patent office, which recognized Kelly's earlier work and he was awarded priority of invention in 1857. A dedication ceremony honoring Kelly's work and Loganathan's part in bringing it to light will be held at MSU on May 11; a similar ceremony will be scheduled in Eddyville later.

## MSU tobacco policy begins with transition period

To create a healthier environment for the Murray State University community, MSU is joining universities across the country in becoming what is commonly referred to as "tobacco-free." The university's board of regents approved a tobacco policy at its quarterly meeting Feb. 27. The tobacco policy officially goes into effect on Aug. 5. To begin the transition toward the implementation of the tobacco policy on campus, some recommendations went into effect on March 15. The university is following LEED certification procedures with the specification that there will be no smoking within 25 feet of building openings and major air intake vents. Additionally, two campus locations have already been deemed tobacco-free zones.

## Dr. Ramesh Gupta

Dr. Ramesh Gupta, professor and head of the toxicology department at MSU's Breathitt Veterinary Center, authored a second edition of his textbook, *Handbook of Toxicology of Chemical Warfare Agents*. The new edition expands on the recent advances in the chemical field, including an overview of chemical weapons of mass destruction, explosives, the human respiratory system, brain injuries, testing methods and a case study of the Iran-Iraq war. Gupta's first edition of the book was displayed in the rotunda of the United States Department of Defense as the only textbook of its kind.



## Presidential Lecture Series

Meet the Press moderator Chuck Todd visited campus as the 2015 Presidential Lecture Series keynote speaker. During the lecture, Todd discussed the upcoming 2016 presidential election, generational political trends and his views on

President Obama's time in office, while also taking questions from the large audience that filled Lovett Auditorium.

## Reverse transfer agreements

Murray State has formalized reverse transfer agreements with Henderson Community College, Hopkinsville Community College, Madisonville Community College, Owensboro Community and Technical College, and West Kentucky Community and Technical College. The agreement benefits students who transfer from one of the community colleges to Murray State before earning an associate's degree. They will have an opportunity to pursue the associate degree from the community college they attend while working toward a baccalaureate degree from MSU.

## Shoe Tree third most romantic

While the possibility of romance shouldn't be a prime consideration in choosing which college to attend, it can be one of the most important outcomes of four years spent on a campus. It's not unusual for students to find a significant other while pursuing a college degree, then follow on the heels of graduation with a marriage.

Murray State counts among its most cherished traditions the "Shoe Tree," so named because each half of a married couple nails one of their shoes to it. While no one can say for sure when or how the tradition began, it lives on — even through a lightning strike that burned up the original tree. A replacement was quickly designated because love conquers all. And in a fitting nod to the celebration of Valentine's Day, Murray State's Shoe Tree was named in February third in the top 25 Most Romantic College Traditions by *College Ranker*.



**Patrick Newcomb**, 2013 MSU alumnus and professional golfer, extended his pro career to the Sunshine Tour in South Africa in January by taking his first-ever trip out of the U.S. The tournament featured some of the world's best golfers.

## Weber selected as Learning by Giving Foundation inaugural scholar

A pilot program that will advance the study of philanthropy by mentoring those who plan to teach it is being initiated by the Indiana University Lilly Family School of Philanthropy and the Learning by Giving Foundation. The 2015 Future Philanthropic Educator is Dr. Peter C. Weber, a 2014 doctoral graduate of the Lilly Family School of Philanthropy and an assistant professor and director of the nonprofit leadership studies program at Murray State. The pilot program director will mentor an emerging scholar, who will develop and teach a university-level experiential philanthropy course in which students grant \$10,000 to local nonprofit organizations. Students from IU and MSU are learning together about local needs, philanthropic patterns and the nonprofit sector in both rural and urban contexts.

## Chris Thile recognized for musical accomplishments

Musician Chris Thile was named the Outstanding Alumni in Fine Arts. A member of Punch Brothers, Thile is a mandolin virtuoso, composer and vocalist. No stranger to Grammy nominations and wins, Thile picked up the 2014 Grammy Award for Best Contemporary Instrumental Album for Bass and Mandolin (with Edgar Meyer). A child prodigy, Thile first rose to fame as a member of the Grammy Award-winning trio Nickel Creek. He also won a 2012 Grammy for Best Folk Album for *The Goat Rodeo Sessions*, recorded with cellist Yo-Yo Ma, violinist Stuart Duncan and bassist Edgar Meyer. As a soloist, Thile has released five albums. In a taped acceptance speech, Thile credited Murray State with influencing his identity as a musician.



## SROW conference hosted on campus

Murray State hosted the annual SROW (Southern Regional Orientation Workshop) conference on campus March 27-29. SROW conferences are sponsored by NODA (Association for Orientation, Transition and Retention in Higher Education) and provide education, leadership and professional development in the fields of college student orientation, transition and retention. Murray State is in Region VI, which is one of the larger NODA regions. Approximately 1,800 attendees from more than 80 institutions in the region attended.





# GOLD RUSH

APRIL 2015 NORTHERN KENTUCKY UNIVERSITY

## GO FIGURE

60


Number of local and national business leaders who participated in NKU Business Week last month.

2,000

Number of volunteers who have participated in Reforest Northern Kentucky over the past eight years

350

Number of school counselors who attended the third annual National Evidence-Based School Counseling Conference at NKU in March



## STUDENTS TAKE CARBON FOOTPRINT APP TO D.C. FOR EPA COMPETITION

A group of NKU students are headed to our nation's capital for a national environmental technology competition this spring. They are developing a mobile app designed to reduce the carbon footprint of the university's more than 15,000 students.

The students, from several disciplines, will participate in the final phase of the U.S. Environmental Protection Agency's (EPA) People, Prosperity, and Planet (P3) competition, where they will unveil the app prototype in April. This follows the initial round of the competition, after which the EPA awarded the group a \$15,000 grant to develop the app.

In future phases of their project, students plan to create an app allowing drivers to monitor their pollution contribution and providing information on how pollution-saving decisions contribute to the community's clean air.

Dr. Christine Curran, NKU associate professor of biological sciences, said she is impressed with how students worked together to accomplish a complex goal. "With NKU's focus on transdisciplinary education, this project brings several disciplines to the table," said Dr. Curran. "An environmental scientist can tell you how much pollution is out there, and what effect the pollution will have. The key is how we communicate to people to get out of their cars – use public transit and...walk around the corner instead of driving."

Dr. Curran also pointed out the potential financial benefits of the research the students are conducting, both for NKU and companies looking to cut back spending without slashing budgets. "It costs roughly \$22,000 for one parking spot in one parking garage," she explained. "In turn, there is a great benefit in keeping cars off campus."

## COLLEGE CORNER

### HAILE/US BANK COLLEGE OF BUSINESS

The Military Times has released its national Best for Vets list Business School rankings for 2015 and NKU has achieved a ranking in the top 30. "We are proud to once again be recognized as an institution that serves veterans and family members well," said President Geoffrey Mearns. To achieve the national ranking, NKU completed the Best for Vets: Business School survey, a highly respected, nearly 80-question analysis of a graduate business school's complete offerings for veterans.

**LEARN MORE:** <http://tinyurl.com/NKU15vets>



# PADUCAH NATIVE EMBRACES ADVENTURE, COMMUNITY



Don't fear adventure. NKU senior Justin Wynne never has, and that brought him hundreds of miles from his Paducah home to NKU. And he says it was a great decision. Wynn is heavily involved in philanthropy through his fraternity, Alpha Tau Omega; he is a member of the NKU Honors Program; and he also serves in the Student Government Association. The international studies and journalism double major has also participated in education abroad programs in Barbados and Fiji.

"Though I was accepted to a number of universities, I felt that NKU had a future that had yet to be defined, but possessed the potential to be something greater than it already was... It is truly nice to have professors who care for your personal success, and to have peers who are ambitious and creative to motivate you along the way," he said.

**LEARN MORE:** <http://www.nku.edu/features/2014/october/wynne.html>



## THE SCOREBOARD

The NKU women's basketball team advanced to the championship game of the Atlantic Sun Tournament, falling to No. 20 Florida Gulf Coast, 60-43, in the title game. Sophomore guard Shar'Rae Davis led the Norse with 18 points on 6-of-8 shooting in the title game, sinking six of her seven three-point attempts in just 21 minutes of play. The Norse finished the season 19-14 (8-6 A-Sun) and advanced to their third consecutive Women's Basketball Invitational Tournament.

## FACULTY FOCUS

Dr. Samantha Langley-Turnbaugh has been named vice provost for graduate education, research, and outreach. She will be instrumental in the implementation of the NKU strategic plan, overseeing transformational initiatives across the university and the region. NKU offers master's degrees in 23 disciplines, graduate certificates in 28 areas, a specialist degree, two doctoral programs, and a law degree. The vice provost will also lead and grow the Office of Research, Grants, and Contracts. University faculty, staff, and students received nearly \$9 million in grants last year. Dr. Langley-Turnbaugh will also chair the NKU Research Foundation, which promotes the development, implementation, and coordination of externally sponsored and foundation-supported programs.

**LEARN MORE:** <http://tinyurl.com/NKU3467>

## BRIEFS

### NKU HELPS AASCU DEVELOP SCU MESSAGING

NKU has joined a select handful of peers across the country to pilot a new SCU (State College and University) messaging platform led by the AASCU (American Association of State Colleges and Universities). The platform underscores, in one voice, the impact that state colleges and universities have on their communities and the nation. SCUs share three core values: high quality, accessible, and responsible. Through the pilot program, Northern helped to identify and develop these common attributes and to articulate them in a way that tells the special story of our nation's SCUs.

**LEARN MORE:**

[http://nku.edu/news/\\_150326scu.html](http://nku.edu/news/_150326scu.html)

### STUDENTS, ALUMNI CLEAN UP AT 2015 ADDY AWARDS

Several NKU students and alumni brought home Gold and Silver awards as individuals and members of teams in the 2015 American Advertising Federation chapter awards, presented this spring. NKU student and alumni were awarded individual prizes for their work on collateral materials, packaging and logo design, consumer/trade publications, integrated branding campaigns, and photography. Several alumni were part of winning teams in the professional category.

**LEARN MORE:**

[http://nku.edu/news/\\_150313addys.html](http://nku.edu/news/_150313addys.html)

### NKU SENIOR WINS WORLD HISTORY ASSOCIATION UGRAD PAPER PRIZE

Matt Wallin, a senior majoring in social studies education, has been awarded top honors for his paper "Intellectual Crosscurrents of the Black Atlantic: Pan Africanism and Civil Rights in the Time of the Cold War" by the prize committee of the World History Association. "Winning an international paper prize helped me to understand just how much I have grown as student and really as a person while at NKU," Wallin said. "It reinforced my belief that with hard work and dedicated faculty you really can do whatever you put your mind to. NKU set me up for success."

**LEARN MORE:**

[http://www.nku.edu/news/\\_150317history.html](http://www.nku.edu/news/_150317history.html)

### NKU HONORS SCHOOL-BASED SCHOLARS

As many as 350 of the region's best and brightest high school students will be honored this month for their accomplishments in NKU's School-Based Scholars program. The ceremony will recognize the achievements of the School-Based Scholars participants, and students will be able to attend a Major Fair and tour NKU's campus. The program allows eligible high school students to take NKU college classes before graduating from high school.

**LEARN MORE:**

[http://nku.edu/news/\\_150320sbs.html](http://nku.edu/news/_150320sbs.html)

## ALUMNI NEWS



Cameron Sumner ('14) wanted to be closer to western Kentucky to work on her oral history project about the now-defunct town of Paradise, Ky., so she enrolled in the NKU Master of Arts in Public History program. The 24-year-old from Muhlenberg County, found here what she describes as an "incredibly inspiring and fruitful academic community." Not only was she able to continue her education and her project, but she also found teachers and mentors devoted to her success – educators who helped her land an outstanding opportunity after graduating from the program. She was recently named program assistant at the United States Holocaust Memorial Museum in Washington D.C. She will help prepare for and facilitate workshops that teach educators from around the world how to teach the Holocaust in their respective classrooms.

**LEARN MORE:** [HTTP://NKU.EDU/FEATURES/2015/MARCH/SUMNER.HTML](http://nku.edu/features/2015/march/sumner.html)



## A Message from President Capilouto

At the end of February, the University of Kentucky celebrated its 150th Anniversary and its multi-faceted mission as Kentucky's flagship university. It was a special moment to honor those who came before us; the faculty, staff and students who carry that legacy today; and the countless others who will define this place and its work in the future.

The university was a European invention. It was for the wealthy and the well-to-do. But land grant universities were birthed with a revolutionary idea. They were to be for the common man, and, today, for men and women of all colors and backgrounds.

In February 1865, amid the still smoldering embers of the Civil War, John Bryan Bowman advocated for a public university in Lexington. Though located in the Bluegrass, the Agriculture and Mechanical College of Kentucky University would go on to serve the better interests of the entire Commonwealth.

Today, UK's campus is far different than the A&M College of 1865. It covers more than 918 acres; is home to more than 30,000 students, 14,500 employees and 2,300 full-time faculty; and boosts an annual budget of more than \$3.0 billion. Though

we have evolved – and our multi-faceted mission of teaching, research, service and health care has expanded – we remain dedicated to those we touch and teach across our Commonwealth and beyond. They remain our compass, the soul of the University of Kentucky.



**“We remain dedicated  
to those we touch  
and teach across our  
Commonwealth and  
beyond.”**

That is what it means to be a 21st century flagship and land grant research university. From our first Nobel Laureate to cutting-edge work in addressing health disparities, and from the artistic wonders that stir souls to our scientific creativity that inspires minds, we seek a brighter future through the contributions of our faculty, staff, students and alumni.

At no single point in our history has the necessity of this work been clearer. Today, multidimensional challenges linger while new and far more complex questions arise. Like no other place in the Commonwealth, our university impacts lives and helps chart the future for our state and for thousands of lives.

Thank you for sharing in this moment of celebration and for supporting Kentucky's flagship in profound ways that illustrate our depth of purpose as the state's indispensable institution -- a University for Kentucky. 🌟

## UK Research Facility Gets Green Light From State Legislature



Through world-class research across an array of disciplines and a commitment to working as partners with communities across the state, some of the most stubborn health challenges and statistics that plague Kentucky can be successfully attacked.

In early March, the state General Assembly and Gov. Steve Beshear demonstrated their unwavering commitment to that vision of addressing Kentucky's most stubborn health disparities by endorsing funding for construction of a \$265 million, multidisciplinary research building at UK.

The Senate voted 36-1 in support of funding \$132.5 million of the cost of constructing the \$265 million facility. UK will fund the other half through research contracts and private fundraising.

The health challenges the facility and researchers will address include the hundreds of deaths that occur in Kentucky each year due to cancer, heart and pulmonary disease, stroke and other preventable illnesses. These health maladies are particularly acute in Eastern Kentucky, which is served by UK HealthCare through a number of partnerships with local and regional hospitals and health providers.

UK has some 330 individual research projects — totaling some \$350 million — currently investigating those challenges and others. Moreover, the economic impact of research is significant as well. A recent UK study concluded that the annual direct and indirect economic impact of UK's sponsored research across the campus was \$581 million in fiscal year 2013, with more than 8,000 jobs created and \$21.3 million generated annually in local and state taxes.

The building, which would be located near UK's bio-pharm and biological biomedical research buildings, would put together researchers across disciplines, working in teams, to address some of the state's most intractable issues. 🌟

## USDA Partners with University of Kentucky to Establish National Rural Child Poverty Nutrition Center

Agriculture Secretary Tom Vilsack joined Kentucky Governor Steve Beshear and University of Kentucky officials to announce the establishment of the USDA Rural Child Poverty Nutrition Center at the University of Kentucky in Lexington. The Center will use cutting-edge solutions in child nutrition to reduce child food insecurity in states with the highest number of persistently poor rural counties. Currently, about 85 percent of all persistently poor counties in the United States are in rural areas, and children are one of the most vulnerable groups living in rural areas.

With USDA's investment of \$2.5 million, the Rural Child Poverty Nutrition Center will administer and evaluate a series of sub-grants targeted to as many as 30 rural areas with high poverty rates in up to 15 states. The communities will use the funds to better coordinate existing child nutrition programs and create solutions to target child food insecurity. The University of Kentucky will partner with Altarum Institute and the Southern Rural Development Center to develop the center.

This announcement is part of the Obama Administration's continuing efforts to combat poverty and food insecurity among children, especially in rural areas. In Kentucky alone, more than 26 percent of children live in poverty. 🇺🇸

## UK, SOAR Advancing Eastern Kentucky Health, Economy

The University of Kentucky and SOAR recently announced a three-year, more than \$300,000 partnership as part of UK's ongoing commitment to the health and economy of Eastern Kentucky.

SOAR — Shaping Our Appalachian Region — was established in 2013 by Gov. Steve Beshear and Congressman Hal Rogers and is designed to address the most significant challenges confronting Appalachian Kentucky in partnership with communities throughout the mountains. UK is the first university and first presenting sponsor for SOAR.

The sponsorship will ensure the university's full involvement in Corporate Partner Strategic Meetings, exposure at board meetings, SOAR summits and other events that grow out of the organization's work. Several members of UK's faculty and staff were involved in initial SOAR work groups that studied and produced reports around issues such as health and the economy of the region. Currently, UK has some 125 individual research projects in Appalachia, involving health, energy, environment, agriculture and many other issues. 🇺🇸

## DanceBlue Raises



With sore feet, worn-out bodies and emotions running high, committee members revealed a grand fundraising total of \$1,615,057.18 at the 10th annual DanceBlue dance marathon to a crowd of several thousand people.

Whether participating as a dancer, volunteer, committee member or even just a supporter, DanceBlue is something no one ever forgets, especially the last few hours. With a family talent show featuring children from the clinic and an emotional memorial hour to remember those who have lost their battle with cancer, the reveal was a much anticipated moment for so many people at UK.

This year was special as DanceBlue celebrated its 10th anniversary. A large contingent of DanceBlue alumni joined the crowd to celebrate the reveal of the fundraising total.

It all began in 2006 by raising \$123,323.16 and has increased every year. With this year's total, DanceBlue has contributed more than \$8.1 million dollars to the Golden Matrix Fund and the DanceBlue Kentucky Children's Hospital Pediatric Hematology/Oncology Clinic. 🇺🇸

## Gaines Fellowship Awarded to 12 UK Scholars

The University of Kentucky Gaines Center for the Humanities has chosen 12 outstanding undergraduates as new scholars for the university's Gaines Fellowship Program for the 2015-2016 and 2016-2017 academic years. Gaines Fellowships are given in recognition of outstanding academic performance, demonstrated ability to conduct independent research, an interest in public issues and a desire to enhance understanding of the human condition through the humanities.

Gaines Fellowships are awarded for the tenure of a student's junior and senior years, or for the last two years of a five-year program; students in all disciplines and with any intended profession are given equal consideration.

All Gaines Fellows are required to take a specially designed, four-credit hour per semester seminar in the humanities during both semesters of their junior year. In addition, each junior fellow must complete a jury project, planning and optionally carrying out an improvement for a local community. In the senior year, each fellow must complete a major independent study project of six to 15 credit hours. At the conclusion of this project, a thesis paper must be submitted and defended in front of a thesis committee of three university faculty members and the director of the Gaines Center. 🇺🇸



Neville Pinto has been dean and a professor of chemical engineering at UofL since September 2011.

## Neville Pinto named interim provost

UofL President James Ramsey tapped Neville Pinto to succeed Executive Vice President and Provost Shirley Willihnganz on an interim basis effective July 1. Pinto, as the dean of the J.B. Speed School of Engineering, has helped spearhead the development of the 39-acre Belknap Engineering and Applied Sciences Research Park and fostered an enhanced relationship with GE.

“Dr. Pinto is passionate about teaching students in new ways and developing collaborations between academic units and community partners” Ramsey said. “He is highly respected by UofL faculty.”

“I am honored to be asked to take on this new role,” Pinto said. “Under President Ramsey’s leadership I look forward to building on the momentum that Provost Willihnganz has established.”

Willihnganz, who has been provost since 2003, will step down at the end of the academic year and return to the faculty following a sabbatical.

## Schnatter, Koch gifts create free enterprise center at UofL

UofL will combine \$6.3 million in gifts – \$4.64 million from the John H. Schnatter Family Foundation and \$1.66 million from the Charles Koch Foundation – to create a new academic and research center in its College of Business. The John H. Schnatter Center for Free Enterprise will “give our students the opportunity to learn from some of the greatest business minds in the world,” said UofL President James Ramsey.

The funds enable UofL to recruit two tenure-track professors and additional staff for the center, which will offer classes and a speaker series, conduct research, award fellowships and attract visiting professors. Stephan Gohmann, an economist who joined UofL in 1988 and became its BB&T Distinguished Professor of Free Enterprise in 2009, will be director.

“I firmly believe in the spirit of entrepreneurship and the need to equip today’s generation with the know-how to launch successful businesses through free enterprise principles,” Schnatter said. “The faculty joining the Schnatter center will research important questions about how to best enable people to live better lives,” said Brian Hooks, Charles Koch Foundation president.



John Schnatter, founder and chief executive officer of Papa John’s International, and his wife, Annette, are previous UofL donors.

## A Letter from the President

Dear Friends,

Every day at the University of Louisville we remind ourselves that our students are the reason we exist. And every day our students remind us why we should cherish and respect them. They make us proud to be their teachers, mentors and members of the same Cardinal family.

In this issue of the President’s report you will read about plans for the John H. Schnatter Center for Free Enterprise, which will equip the next generation of business leaders with wisdom from today’s authorities. You’ll learn about our students’ annual raiseRED dance-a-thon, which again raised a record amount to fight pediatric cancer. You’ll also read about our Cards in Action – UofL student government leaders joining their counterparts from ACC schools in Washington, D.C., to talk to their congressmen and -women about issues facing education. Last year alone, there were more than 16,000 instances of students participating in community engagement projects.

Our students do this because they realize there is more to college than studying and a great social life – there is just as much to learn from helping others and making a difference on campus and in the community. And administrators, faculty and staff aren’t coaxing these young adults to be great citizens and leaders; they’re doing it on their own.

Again, we couldn’t be prouder of our student body and believe that what they’re learning inside and outside the classrooms will result in success for them upon graduation and a brighter future for all of us.

James R. Ramsey, President, University of Louisville



## UofL researchers receive NIH Grant for asthma study

The National Institute on Aging, part of the National Institutes of Health, awarded a \$2.3 million grant to Barbara Polivka, PhD, Shirley B. Powers Endowed Chair in Nursing Understanding, and her interdisciplinary team. The team will examine the personal and environmental influences of asthma in older adults over a five-year period.



Barbara Polivka, PhD, and her research team hope to recruit 190 asthma sufferers age 60 and older who are non-smokers and have no other lung diseases.

“This study is novel because until now there has been no comprehensive measurement of the many biological factors, along with environmental exposures, that impact asthma control and quality of life in older adults,” Polivka said.

Health professionals know little about the triggers of asthma, which is typically considered a childhood health problem, among seniors. A chronic inflammatory disease, asthma causes problems such as recurrent cough, wheezing and chest tightness or shortness of breath.

## Cards in Action student advocates participate in ACC Hill Day

Six UofL students from the Cards in Action student advocacy group visited Washington, D.C., with their counterparts from the Atlantic Coast Conference. Together, the students lobbied for continued federal support of financial assistance for students and research at the undergraduate and graduate levels. The UofL students visited each of the Kentucky congressional offices.



UofL students Aaron Vance, Kevin Grout, Chris Bird, Alicia Humphrey, Macey Mayes and Sean Southard joined a group of more than 30 counterparts from ACC institutions to advocate on behalf of their fellow students.

## UofL graduate named McConnell's legal counsel

Daniel Cameron, a 2011 graduate of the Louis D. Brandeis School of Law, became legal counsel for Sen. Mitch McConnell effective March 2. McConnell, a 1964 graduate of UofL, serves as the Senate Majority Leader in the U. S. Senate.



Daniel Cameron twice served as a student intern for Sen. Mitch McConnell.

While at John Hardin High School in Elizabethtown, Cameron earned a spot in UofL's McConnell Scholars Program. Through the program Cameron spent time with the senator and other policy leaders.

Cameron also played football for the Cardinals, earned recognition as a Harlan Scholar and participated in the law school's most prestigious student activities—the Moot Court Board, Law Review and Student Bar Association.

## UofL students again surpass pediatric cancer fundraising goal

Student group raiseRED recruited almost 800 dancers for its annual dance marathon to fight pediatric cancer. The students set a goal of \$200,000, an increase of nearly \$50,000 from the record-breaking amount collected last year, which they beat with a total take of \$226,613 to fight pediatric cancer.

The night mixes the dancing with testimonials by patients and special guests to keep the dancers energized. Funds from raiseRED go to the UofL Division of Pediatric Hematology, Oncology and Stem Cell Transplantation, headed by Ken Lucas, division chief in the UofL Department of Pediatrics.



Students celebrate their fundraising record by dancing with the beneficiaries of their hard work.

Western Kentucky University news for the Council on Postsecondary Education, April 2015  
 For more WKU news, visit [www.wku.edu/news](http://www.wku.edu/news).

**WKU named one of the top Fulbright student producers in the United States**

WKU has been named among the Top Fulbright Producing Institutions by the Chronicle of Higher Education. With six grants for 2014-15, WKU is tied for third in the nation of Master’s institutions and the only college or university in Kentucky to be recognized as a Top Producer. WKU’s six grantees are conducting research and teaching English in five countries during the 2014-15 academic year.

“A Fulbright success rate of nearly 25 percent (25 applicants, six awards) is a great testament to the ability of WKU students and the mentoring of WKU faculty. Given the international dimension of the Fulbright awards, it is also a strong indication of WKU’s international reach,” WKU President Gary Ransdell said.



*Agriculture Commissioner James Comer (left) presented a certificate noting WKU’s induction into the Kentucky Proud Farm to Campus Program to President Gary Ransdell.*

**Comer welcomes WKU to Kentucky Proud Farm to Campus Program**

Agriculture Commissioner James Comer officially inducted WKU as the 10th member of the Kentucky Department of Agriculture’s Farm to Campus Program in a ceremony March 16. Farm to Campus is the official state program for connecting Kentucky farmers and food producers with Kentucky higher education institutions.

Under the Farm to Campus program, the KDA helps participating institutions locate and purchase fresh Kentucky Proud products to serve in their food service systems and shelf-stable Kentucky Proud products to sell in their campus bookstores.

“By joining the Farm to Campus Program, Western Kentucky University has made a commitment to its campus community as well as the community at large,” said Commissioner Comer, who earned an agriculture degree from WKU. “You have committed to make fresh, local Kentucky Proud foods available to your students, faculty, and staff. At the same time, you have committed to support local farmers and small businesses.”

**WKU Honors College highlighted in national guide**

The Honors College at WKU is one of five Master’s Comprehensive public university honors colleges or programs in the United States profiled in the second edition of *A Review of Fifty Public University Honors Programs*.



### **WKU extends international reach to Iceland**

In simultaneous ceremonies just over 60 miles from the Arctic Circle in Iceland and in Bowling Green, WKU, the University of Akureyri (UNAK) and the Icelandic Arctic Cooperation Network (IACN) signed an academic and research agreement March 23 that solidifies the North Atlantic Climate Change Collaboration (NAC3) project.

The NAC3 project aims to focus on academic exchange, course development and collaborative research in the areas of climate change, climate literacy, health and wellness, ocean dynamics, sustainability, informal public education, economic development, technology exchange, and water resources, among others. Additional information about the project is available at [www.wku.edu/iceland](http://www.wku.edu/iceland).

WKU President Gary Ransdell presents Iceland President Olafur Grimsson with an original painting by WKU junior art major Katie Adams of Bowling Green, Ky.

### **WKU wins Hearst photojournalism title for 22nd time in 26 years**

With two top-three finishers in the final photojournalism contest of the 2014-15 Hearst Journalism Awards Program, WKU has won the Hearst Intercollegiate Photojournalism Competition for the 22nd time in the past 26 years.

Austin Anthony, a 2014 graduate from Herndon, Virginia, placed second in the Photo Picture Story/Series Competition. Brittany Greeson, a senior from Owensboro, finished third. WKU students finished fourth and sixth in this year's first photo competition, giving WKU the highest accumulated student points from the competitions.

WKU was followed by University of North Carolina at Chapel Hill, Syracuse University, Ohio University, University of Nebraska-Lincoln, Kent State University, San Francisco State University, University of Montana, University of Missouri and Indiana University.



### **WKU student lands State Department internship in Beijing**

Jay Todd Richey, a Glasgow sophomore, landed a prestigious internship with the United States Embassy in Beijing. The U.S. State Department internship will be in the Public Affairs Section, one of the two most sought after and competitive tracks. State Department internships are highly competitive with Beijing having one of the highest application rates.

*Jay Todd Richey of Glasgow, Ky.*

### **Roberts receives national award for impact on gifted education**

Dr. Julia Link Roberts was recognized for her impact on gifted education with the 2015 Palmarium Award, presented by the Institute for the Development of Gifted Education. For more than 30 years, she has been an active advocate for gifted children at the state, national and international levels. She is the Mahurin Professor of Gifted Studies at WKU as well as the executive director of The Center for Gifted Studies and The Carol Martin Gatton Academy of Mathematics and Science in Kentucky.



*Dr. Julia Roberts*